




# Personal Health Choices

University of Nevada Las Vegas  
Center for Health Information Analysis  
&

Nevada Department of Health and Human Services  
Division of Health Care Financing and Policy



BOOK 2  
SPECIALTY CARE HOSPITALS  
Thirtieth Edition



## Table of Contents

Foreword	i
Acknowledgments	ii
Introduction	iii
Factors to Consider in Reviewing this Report	iv
Specialty Care Hospitals	v
Listing of DRG Groups (Reports)	vi
Discussion and Graphics: 11 Diagnostic Related Groups	1 - 22

## Foreword

Personal Health Choices is a joint publication of the Center for Health Information Analysis (CHIA) and the Nevada Department of Health and Human Services, Division of Health Care Financing and Policy. This report presents specialty care hospital inpatient discharge billing records data for 11 common Medicare Severity Diagnosis-Related Groups (MS-DRG) as reported by 21 of Nevada's specialty (non-acute care) hospitals that discharged patients within the period of 2013 to 2017.

The data are available through the standard Uniform Billing form, which is utilized by hospitals to bill for their hospital charges. The data include patients who were admitted to a hospital as an inpatient, but do not include patients who were treated and released from the emergency room. It includes information about patients discharged from non-federal hospitals in Nevada. The data identify billed charges, not the actual payments received by the hospital.

The data were compiled by CHIA using information from inpatient hospital billing records. This information was gathered and analyzed as part of a contractual agreement between the Department of Health and Human Services and the University under the authority granted in Section 439B of the Nevada Revised Statutes. CHIA reviews the data and requests corrections when errors are found. It is not possible to detect all errors. CHIA is not responsible for errors that cannot be found by a review.

An electronic copy of this publication can be downloaded from <http://www.nevadacomparecare.net/static-choices.php>

Nevada Department of Health and Human Services  
Division of Health Care Financing and Policy  
1100 East William Street, Suite 101  
Carson City, NV 89701  
Telephone: (775) 684-3676

Personal Health Choices  
Thirtieth Edition, 2013-2017  
Published June, 2018



# **PERSONAL HEALTH CHOICES: 2013-2017**

**Book 2 - Specialty Care Hospitals - Inpatient**

## **ACKNOWLEDGMENTS**

**Department of Health and Human Services**

**Richard Whitley, MS, Director**

**University of Nevada, Las Vegas, School of Community Health Sciences**

**Shawn Gerstenberger, PhD, Dean**

**Center for Health Information Analysis**

**Joseph Greenway, MPH, Director**

**Division of Health Care Financing and Policy**

**Marta Jensen, Administrator**

## Introduction

This thirtieth edition, Book 2 of Personal Health Choices compares 21 of Nevada's specialty care hospitals with respect to 11 common medical diagnoses and surgical procedures, defined by Medicare Severity Diagnosis Related Groups (MS-DRGs: see below). The definitions to all DRGs can be found on the narrative page for each DRG. Each diagnosis and procedure in this publication may be based on an individual DRG or multiple related DRGs.

### THE DIAGNOSIS RELATED GROUP (DRG) SYSTEM

Diagnosis Related Group (DRG), is a classification system that is based on principal and secondary disease diagnoses, medical and surgical procedures, complications, comorbidities (coexisting conditions), age and discharge status. The DRG system is complex in its construction, and is based upon documentation in the patient's medical record. DRGs are divided into 25 exclusive categories referred to as major diagnostic categories (MDCs). DRGs enable hospitals to recover the appropriate reimbursement for services rendered, evaluate the quality of care and assist in evaluating utilization of services. The DRGs classify patients with similar utilization of hospital resources and length of stay patterns. Each DRG represents the average resources needed to treat patients grouped to that DRG compared to the national average of resources to treat all Medicare patients. Hospitals are reimbursed at a flat rate based on the theory that patients with similar illnesses undergoing similar procedures will require similar care. The primary outcome of the DRG system is the more efficiently a hospital delivers care, the greater its operating margin will be.

### INFORMATION LEVEL

Personal Health Choices is intended as a source of information regarding the billed charges of hospitals in Nevada, and should not be construed as a definitive guide for selecting a hospital in order to receive inpatient medical care. The financial information in this report is based on billed charges rather than the amount actually collected on discharged patients per DRG. Billed charges and collected charges can differ significantly. This report provides the reader information about one component of healthcare pricing - inpatient hospitalization. Hospital outpatient services as well as professional physician and other non-hospital inpatient ancillary healthcare services are not covered in this report.

CREDIT DUE: Google ([www.google.com](http://www.google.com)) and Medical Dictionary (<http://medical-dictionary.thefreedictionary.com>) were used to obtain definitions for medical terms.

## Factors

The information provided in this report is formatted to present narrative and tabular data on the first page and detailed tabular data on the second. This report covers a five-year trend line for DRG-related data. DRGs are sometimes broken down by age factors and/or presence of comorbidity. Comorbidity or comorbid conditions are defined as two or more coexisting medical conditions.

The first page of each selected DRG presents gender and age breakdowns of the overall hospital inpatient population, factored by the total number of discharges, average length of hospital stay and average billed charges. The age categories consist of 0-17, 18-35, 36-49, 50-64, and 65+. The narrative information on the first page for each DRG is based on the available data and may contain information on specific diagnoses and surgical procedures involved in the treatment of the patient. These diagnoses and procedures may not always be directly related to the primary ailment. The second page examines specific hospitals in Clark, Washoe and the Rural counties with regard to total discharges, average length of stays, and average billed charges.

It should be noted that, when comparing hospitals to average length of stay and billed charges, information based on small numbers of cases cannot provide a reliable statistical base upon which information can reflect a given hospital's experience. Further, physician charges (including those of surgeons) are normally separate from hospital charges, except in rural areas where some physician services -- such as radiology, anesthesia, and laboratory tests -- may be included in the hospital charges.

The Center for Health Information Analysis (CHIA) receives patient bill records directly from all the hospitals. These data are reviewed, and if errors are found, a resend is requested. Missing or out of range fields as well as statistical mixes of fields such as payer, gender, and race are looked at in the review.

Progressive Hospital changed their name to AMG Specialty Hospital - Las Vegas in the middle of 2015. Data is split between the two names for 2015. The total number of hospitals in this report is 21 although there 22 are shown in the data pages because of this.



## SPECIALTY CARE HOSPITALS

Hospital Name	Address	Phone	County
*AMG Specialty Hospital - Las Vegas	4015 McLeod Dr., Las Vegas, NV 89121	(702) 433-2200	Clark
Carson Tahoe Continuing Care Hospital (LTAC)	775 Fleischmann Way, Carson City, NV 89703	(775) 445-7795	Carson
Complex Care Hospital at Tenaya	2500 N. Tenaya Way, Las Vegas, NV 89128	(702) 562-2021	Clark
Desert Parkway Behavioral Healthcare Hospital	3247 S. Maryland Pkwy., Las Vegas, NV 89109	(702) 776-3500	Clark
HealthSouth Desert Canyon Rehabilitation Hospital	9175 W. Oquendo Rd., Las Vegas, NV 89148	(702) 252-7342	Clark
HealthSouth Rehabilitation Hospital of Henderson	10301 Jeffreys St., Henderson, NV 89052	(702) 939-9400	Clark
HealthSouth Rehabilitation Hospital of Las Vegas	1250 S. Valley View Blvd., Las Vegas, NV 89102	(702) 877-8898	Clark
Horizon Specialty Hospital - Las Vegas	640 Desert Ln., Las Vegas, NV 89106	(702) 382-3155	Clark
Kindred Hospital - Las Vegas (Flamingo Campus)	2250 E. Flamingo Rd., Las Vegas, NV 89119	(702) 784-4300	Clark
Kindred Hospital - Las Vegas (Sahara Campus)	5110 W. Sahara Ave., Las Vegas, NV 89146	(702) 871-1418	Clark
Kindred Hospital - Las Vegas (St Rose De Lima Campus)	102 E. Lake Mead Pkwy., 3rd floor, Henderson, NV 89015	(702) 856-0633	Clark
Montevista Hospital	5900 W. Rochelle Ave., Las Vegas, NV 89103	(702) 364-1111	Clark
*Progressive Hospital	4015 McLeod Dr., Las Vegas, NV 89121	(702) 433-2200	Clark
†Red Rock Behavioral Health Hospital	5900 W. Rochelle Ave., Las Vegas, NV 89103	(702) 251-1371	Clark
Renown Rehabilitation Hospital	1495 Mill St., Reno, NV 89502	(775) 982-3500	Washoe
Seven Hills Behavioral Institute	3021 W. Horizon Ridge Pkwy., Henderson, Nevada 89052	(866) 331-5541	Clark
Spring Mountain Sahara	5460 W. Sahara Ave., Las Vegas, NV 89146	(702) 873-2400	Clark
Spring Mountain Treatment Center	7000 W. Spring Mountain Rd., Las Vegas, NV 89117	(702) 873-2400	Clark
Tahoe Pacific Hospitals - Meadows (LTAC)	10101 Double R Blvd., Reno, NV 89521	(775) 331-1044	Washoe
Tahoe Pacific Hospitals - North (LTAC)	2375 E. Prater Way, Seventh Floor, Sparks, NV 89434	(775) 355-5600	Washoe
West Hills Hospital	1240 East Ninth St., Reno, NV 89512	(800) 242-0478	Washoe
Willow Springs Center	690 Edison Way, Reno, Nevada 89502	(775) 858-3303	Washoe

\*Progressive Hospital changed their name to Las Vegas - AMG Specialty Hospital, LLC in the middle of 2015. Data are split between the two names for 2015.

†Red Rock Behavioral Health Hospital relocated to and became part of Montevista Hospital on 7/26/2016.



### Listing of DRG Groups (Reports)

<b>MSDRGs</b>	<b>Group Name</b>	<b>MDC</b>	<b>Pages</b>
207-208	Respiratory Diagnosis With Ventilator	4	1-2
539-541	Osteomyelitis	8	3-4
637-639	Diabetes	10	5-6
682-684	Renal Failure	11	7-8
870-872	Septicemia Or Severe Sepsis	18	9-10
881	Depressive Neuroses	19	11-12
884	Organic Disturbances & Mental Retardation	19	13-14
885	Psychoses	19	15-16
894-897	Alcohol/Drug Abuse Or Dependence	20	17-18
945	Rehabilitation With Complications	23	19-20
946	Rehabilitation Without Complications	23	21-22

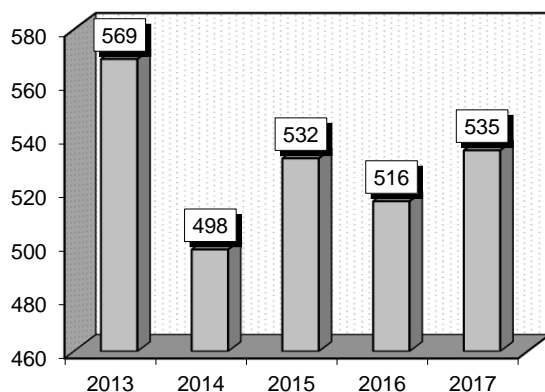
## Respiratory Diagnosis With Ventilator (207-208)

**Diagnoses:** that frequently accompanied Respiratory Diagnosis With Ventilator were: 1) Attention to gastrostomy (V551), 2) Attention to tracheostomy (V550), 3) Pneumonia, organism unspecified (486), 4) Encephalopathy, unspecified (34830), 5) Diabetes mellitus without mention of complication, type II or unspecified type, not stated as uncontrolled (25000), 6) Anemia, unspecified (2859), 7) Acute kidney failure, unspecified (5849), 8) Urinary tract infection, site not specified (5990).

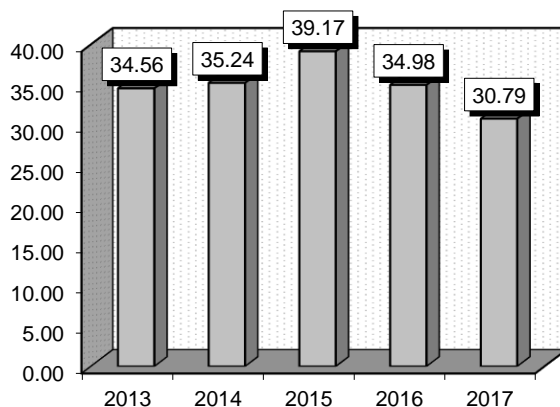
**Definitions:** **Gastrostomy:** A surgical opening into the stomach. **Tracheostomy:** An operation to make an opening into the trachea. **Pneumonia:** Inflammation of the lungs, usually due to infection with bacteria, viruses, or other pathogenic organisms. **Encephalopathy:** Disease, damage, or malfunction of the brain. **Anemia:** A condition marked by a deficiency of red blood cells or of hemoglobin in the blood, resulting in pallor and weariness; diminishes the capacity of the blood to carry oxygen. **Acute kidney failure:** Occurs when illness, infection, or injury damages the kidneys. Temporarily, the kidneys cannot adequately remove fluids and wastes from the body or maintain the proper level of certain kidney-regulated chemicals in the bloodstream. **Urinary tract infection:** Microbial infection, usually bacterial, of any part of the urinary tract; may involve the parenchyma of the kidney, the renal pelvis, the ureter, the bladder, the urethra or combinations of these organs.

	2013			2014			2015			2016			2017		
Gender	Cases	Avg LOS	Avg Bill	Cases	Avg LOS	Avg Bill	Cases	Avg LOS	Avg Bill	Cases	Avg LOS	Avg Bill	Cases	Avg LOS	Avg Bill
Male	310	32.75	\$220,791	264	37.04	\$258,583	280	38.16	\$303,907	279	31.25	\$248,748	318	30.93	\$283,502
Female	259	36.71	\$254,178	234	33.21	\$243,859	252	40.28	\$309,907	237	39.38	\$303,511	217	30.59	\$260,202
Age Group	Cases	Avg LOS	Avg Bill	Cases	Avg LOS	Avg Bill	Cases	Avg LOS	Avg Bill	Cases	Avg LOS	Avg Bill	Cases	Avg LOS	Avg Bill
0-17	0	0.00	\$0	0	0.00	\$0	0	0.00	\$0	0	0.00	\$0	0	0.00	\$0
18-35	22	33.18	\$188,747	18	33.89	\$205,827	21	57.57	\$482,268	15	33.53	\$287,576	29	28.07	\$294,772
36-49	39	41.13	\$239,827	34	31.41	\$215,892	46	37.59	\$317,322	29	33.48	\$270,925	42	23.88	\$215,107
50-64	146	33.40	\$242,454	148	36.32	\$259,637	130	34.90	\$279,468	126	31.15	\$260,894	149	28.58	\$238,314
65+	362	34.40	\$235,838	298	35.22	\$254,556	335	39.88	\$304,882	346	36.57	\$278,294	315	33.01	\$296,908
Total	569	34.56	\$235,988	498	35.24	\$251,665	532	39.17	\$306,749	516	34.98	\$273,901	535	30.79	\$274,052

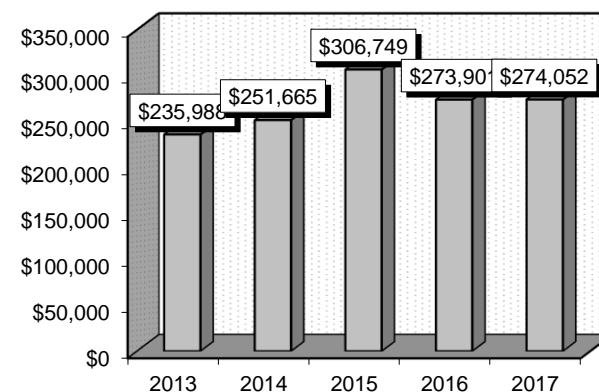
**Patient Discharges (Cases)**



**Average Length of Stay (Avg LOS)**



**Average Billed Charges (Avg Bill)**



County / Hospital	2013			2014			2015			2016			2017		
	Cases	Avg LOS	Avg Bill	Cases	Avg LOS	Avg Bill	Cases	Avg LOS	Avg Bill	Cases	Avg LOS	Avg Bill	Cases	Avg LOS	Avg Bill
<b>Clark</b>															
AMG Specialty Hospital - Las Vegas	0	0.00	\$0	0	0.00	\$0	21	33.57	\$159,752	28	24.86	\$149,125	32	28.59	\$169,308
Complex Care - Tenaya Desert Parkway Behavioral	102	32.69	\$179,043	104	39.55	\$231,676	101	30.95	\$217,349	143	34.66	\$266,802	115	37.05	\$314,262
HealthSouth Desert Canyon Rehab	0	0.00	\$0	0	0.00	\$0	0	0.00	\$0	0	0.00	\$0	0	0.00	\$0
HealthSouth Rehab - Henderson	0	0.00	\$0	0	0.00	\$0	0	0.00	\$0	0	0.00	\$0	0	0.00	\$0
HealthSouth Rehab - Las Vegas	0	0.00	\$0	0	0.00	\$0	0	0.00	\$0	0	0.00	\$0	0	0.00	\$0
Horizon Specialty - Las Vegas	62	39.26	\$96,861	45	23.11	\$62,241	78	18.73	\$49,486	71	22.52	\$59,560	85	20.05	\$53,281
Kindred-Las Vegas (Flamingo)	111	35.29	\$247,263	72	42.26	\$294,339	92	56.92	\$427,783	72	53.78	\$391,073	81	24.10	\$208,125
Kindred-Las Vegas (Sahara)	62	38.97	\$273,491	63	35.78	\$234,736	61	55.52	\$405,586	61	41.36	\$306,162	74	34.20	\$275,886
Kindred-Las Vegas (St Rose De Lima)	46	39.43	\$293,175	44	39.45	\$292,310	48	43.48	\$323,500	49	33.45	\$280,427	46	30.26	\$265,025
Montevista	0	0.00	\$0	0	0.00	\$0	0	0.00	\$0	0	0.00	\$0	0	0.00	\$0
Progressive	49	28.96	\$137,187	63	28.33	\$172,972	14	36.07	\$132,255	0	0.00	\$0	0	0.00	\$0
Red Rock Behavioral Health	0	0.00	\$0	0	0.00	\$0	0	0.00	\$0	0	0.00	\$0	0	0.00	\$0
Seven Hills Behavioral	0	0.00	\$0	0	0.00	\$0	0	0.00	\$0	0	0.00	\$0	0	0.00	\$0
Spring Mountain Sahara	0	0.00	\$0	0	0.00	\$0	0	0.00	\$0	0	0.00	\$0	0	0.00	\$0
Spring Mountain Treatment	0	0.00	\$0	0	0.00	\$0	0	0.00	\$0	0	0.00	\$0	0	0.00	\$0
<b>Total</b>	<b>432</b>	<b>35.50</b>	<b>\$205,738</b>	<b>391</b>	<b>35.73</b>	<b>\$221,572</b>	<b>415</b>	<b>39.78</b>	<b>\$266,610</b>	<b>424</b>	<b>36.05</b>	<b>\$252,667</b>	<b>433</b>	<b>29.46</b>	<b>\$220,674</b>
<b>Washoe</b>															
Carson Tahoe															
Continuing Care	28	26.25	\$229,469	27	26.89	\$200,088	35	25.09	\$222,058	31	27.94	\$241,930	24	31.33	\$282,170
Renown Rehab	0	0.00	\$0	0	0.00	\$0	0	0.00	\$0	0	0.00	\$0	0	0.00	\$0
Tahoe Pacific - Meadows	60	30.32	\$318,638	37	40.16	\$458,814	43	46.12	\$577,246	38	34.97	\$480,816	51	33.53	\$500,315
Tahoe Pacific - North	49	36.20	\$405,208	43	31.77	\$379,438	39	37.62	\$511,637	23	24.87	\$366,567	27	46.52	\$695,474
West Hills	0	0.00	\$0	0	0.00	\$0	0	0.00	\$0	0	0.00	\$0	0	0.00	\$0
Willow Springs	0	0.00	\$0	0	0.00	\$0	0	0.00	\$0	0	0.00	\$0	0	0.00	\$0
<b>Total</b>	<b>137</b>	<b>31.59</b>	<b>\$331,377</b>	<b>107</b>	<b>33.44</b>	<b>\$361,629</b>	<b>117</b>	<b>36.99</b>	<b>\$449,123</b>	<b>92</b>	<b>30.08</b>	<b>\$371,759</b>	<b>102</b>	<b>36.45</b>	<b>\$500,647</b>
<b>All Counties</b>	<b>569</b>	<b>34.56</b>	<b>\$235,988</b>	<b>498</b>	<b>35.24</b>	<b>\$251,665</b>	<b>532</b>	<b>39.17</b>	<b>\$306,749</b>	<b>516</b>	<b>34.98</b>	<b>\$273,901</b>	<b>535</b>	<b>30.79</b>	<b>\$274,052</b>

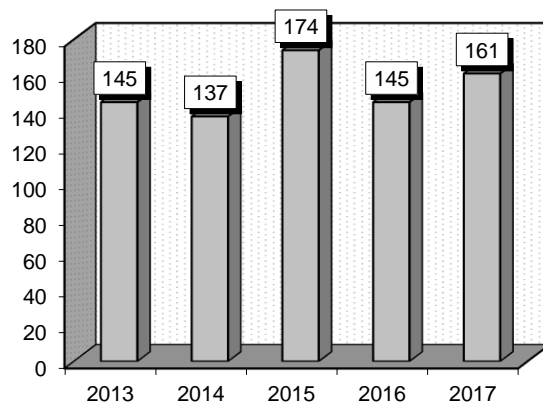
## Osteomyelitis (539-541)

**Diagnoses:** that frequently accompanied Osteomyelitis were: 1) Pressure ulcer, lower back (70703), 2) Pressure ulcer, stage IV (70724), 3) Anemia, unspecified (2859), 4) Unspecified essential hypertension (4019), 5) Urinary tract infection, site not specified (5990), 6) Unspecified osteomyelitis, ankle and foot (73027), 7) Atrial fibrillation (42731).

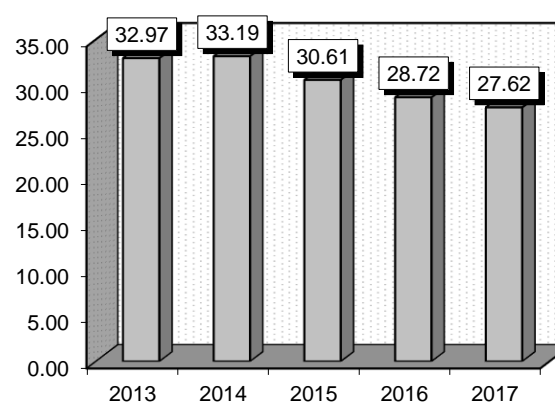
**Definitions:** **Pressure ulcer:** An area of skin that breaks down when something keeps rubbing or pressing against the skin. **Pressure ulcer, stage IV:** The pressure ulcer has become so deep that there is damage to the muscle and bone, and sometimes to tendons and joints. **Anemia:** A condition marked by a deficiency of red blood cells or of hemoglobin in the blood, resulting in pallor and weariness; diminishes the capacity of the blood to carry oxygen. **Hypertension:** High blood pressure. **Urinary tract infection:** Microbial infection, usually bacterial, of any part of the urinary tract; may involve the parenchyma of the kidney, the renal pelvis, the ureter, the bladder, the urethra or combinations of these organs. **Osteomyelitis:** An infection of the bone or bone marrow. **Atrial fibrillation:** An irregular and often very fast heart rate. The heart's two upper chambers (the atria) beat chaotically and irregularly - out of coordination with the two lower chambers (the ventricles) of the heart.

	2013			2014			2015			2016			2017		
Gender	Cases	Avg LOS	Avg Bill	Cases	Avg LOS	Avg Bill	Cases	Avg LOS	Avg Bill	Cases	Avg LOS	Avg Bill	Cases	Avg LOS	Avg Bill
Male	81	32.75	\$126,507	67	28.04	\$111,312	99	28.96	\$136,946	85	27.78	\$132,934	97	26.60	\$123,169
Female	64	33.25	\$136,760	70	38.11	\$170,862	75	32.80	\$140,791	60	30.07	\$149,790	64	29.17	\$165,555
Age Group	Cases	Avg LOS	Avg Bill	Cases	Avg LOS	Avg Bill	Cases	Avg LOS	Avg Bill	Cases	Avg LOS	Avg Bill	Cases	Avg LOS	Avg Bill
0-17	0	0.00	\$0	0	0.00	\$0	0	0.00	\$0	0	0.00	\$0	0	0.00	\$0
18-35	16	45.63	\$131,594	10	40.00	\$152,775	13	38.85	\$114,094	7	24.14	\$110,751	11	30.00	\$136,223
36-49	21	36.29	\$147,504	13	32.31	\$141,951	19	31.00	\$120,016	10	27.90	\$127,485	13	24.46	\$148,218
50-64	45	31.11	\$130,157	38	31.34	\$132,355	41	33.12	\$140,967	39	33.54	\$164,600	48	29.35	\$143,273
65+	63	29.98	\$126,025	76	33.37	\$144,942	101	28.47	\$144,296	89	27.07	\$132,778	89	26.85	\$137,534
<b>Total</b>	<b>145</b>	<b>32.97</b>	<b>\$131,033</b>	<b>137</b>	<b>33.19</b>	<b>\$141,739</b>	<b>174</b>	<b>30.61</b>	<b>\$138,604</b>	<b>145</b>	<b>28.72</b>	<b>\$139,909</b>	<b>161</b>	<b>27.62</b>	<b>\$140,018</b>

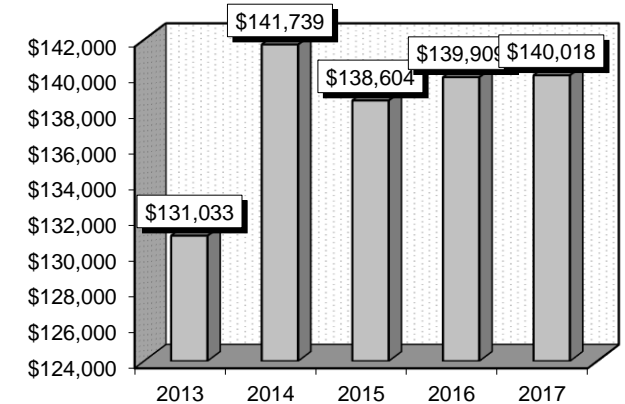
**Patient Discharges (Cases)**



**Average Length of Stay (Avg LOS)**



**Average Billed Charges (Avg Bill)**



County / Hospital	2013			2014			2015			2016			2017		
	Cases	Avg LOS	Avg Bill	Cases	Avg LOS	Avg Bill	Cases	Avg LOS	Avg Bill	Cases	Avg LOS	Avg Bill	Cases	Avg LOS	Avg Bill
<b>Clark</b>															
AMG Specialty Hospital - Las Vegas	0	0.00	\$0	0	0.00	\$0	2	29.00	\$50,839	10	29.00	\$111,543	9	20.56	\$60,874
Complex Care - Tenaya Desert Parkway Behavioral	32	33.31	\$126,954	33	29.55	\$124,913	49	31.00	\$144,689	34	29.85	\$152,636	33	24.97	\$145,301
HealthSouth Desert Canyon Rehab	0	0.00	\$0	0	0.00	\$0	0	0.00	\$0	0	0.00	\$0	0	0.00	\$0
HealthSouth Rehab - Henderson	0	0.00	\$0	0	0.00	\$0	1	7.00	\$20,106	0	0.00	\$0	3	13.67	\$36,747
HealthSouth Rehab - Las Vegas	0	0.00	\$0	0	0.00	\$0	0	0.00	\$0	1	12.00	\$28,528	2	20.00	\$64,588
Horizon Specialty - Las Vegas	0	0.00	\$0	0	0.00	\$0	0	0.00	\$0	4	14.75	\$48,168	5	14.20	\$46,184
Kindred-Las Vegas (Flamingo)	22	34.23	\$44,664	19	37.42	\$72,317	20	35.20	\$66,321	25	27.32	\$48,116	37	24.70	\$46,108
Kindred-Las Vegas (Sahara)	23	36.52	\$171,716	12	33.25	\$130,964	19	31.26	\$135,954	13	28.85	\$126,088	8	35.25	\$143,179
Kindred-Las Vegas (St Rose De Lima)	22	39.27	\$176,921	30	34.90	\$158,168	26	32.38	\$148,055	13	33.62	\$171,746	22	34.09	\$165,913
Montevista	2	22.50	\$85,854	13	42.00	\$164,030	11	28.00	\$122,909	3	29.33	\$145,050	6	24.17	\$139,405
Progressive	0	0.00	\$0	0	0.00	\$0	0	0.00	\$0	0	0.00	\$0	0	0.00	\$0
Red Rock Behavioral Health	13	33.31	\$101,020	6	24.33	\$78,448	8	30.88	\$85,358	0	0.00	\$0	0	0.00	\$0
Seven Hills Behavioral	0	0.00	\$0	0	0.00	\$0	0	0.00	\$0	0	0.00	\$0	0	0.00	\$0
Spring Mountain Sahara	0	0.00	\$0	0	0.00	\$0	0	0.00	\$0	0	0.00	\$0	0	0.00	\$0
Spring Mountain Treatment	0	0.00	\$0	0	0.00	\$0	0	0.00	\$0	0	0.00	\$0	0	0.00	\$0
<b>Total</b>	<b>114</b>	<b>35.10</b>	<b>\$126,069</b>	<b>113</b>	<b>33.84</b>	<b>\$127,574</b>	<b>136</b>	<b>31.46</b>	<b>\$125,040</b>	<b>103</b>	<b>28.73</b>	<b>\$116,856</b>	<b>125</b>	<b>26.02</b>	<b>\$105,209</b>
<b>Washoe</b>															
Carson Tahoe Continuing Care	16	23.81	\$123,861	8	27.25	\$136,075	12	28.92	\$147,464	16	27.38	\$152,728	15	30.07	\$173,399
Renown Rehab	0	0.00	\$0	0	0.00	\$0	1	13.00	\$52,307	0	0.00	\$0	0	0.00	\$0
Tahoe Pacific - Meadows	5	26.20	\$163,895	4	27.75	\$219,700	16	27.31	\$209,943	18	30.78	\$224,043	19	33.63	\$299,694
Tahoe Pacific - North	10	26.80	\$182,662	12	32.83	\$252,915	9	27.89	\$214,517	8	26.75	\$221,776	2	52.50	\$548,351
West Hills	0	0.00	\$0	0	0.00	\$0	0	0.00	\$0	0	0.00	\$0	0	0.00	\$0
Willow Springs	0	0.00	\$0	0	0.00	\$0	0	0.00	\$0	0	0.00	\$0	0	0.00	\$0
<b>Total</b>	<b>31</b>	<b>25.16</b>	<b>\$149,286</b>	<b>24</b>	<b>30.13</b>	<b>\$208,433</b>	<b>38</b>	<b>27.58</b>	<b>\$187,148</b>	<b>42</b>	<b>28.71</b>	<b>\$196,443</b>	<b>36</b>	<b>33.19</b>	<b>\$260,885</b>
<b>All Counties</b>	<b>145</b>	<b>32.97</b>	<b>\$131,033</b>	<b>137</b>	<b>33.19</b>	<b>\$141,739</b>	<b>174</b>	<b>30.61</b>	<b>\$138,604</b>	<b>145</b>	<b>28.72</b>	<b>\$139,909</b>	<b>161</b>	<b>27.62</b>	<b>\$140,018</b>

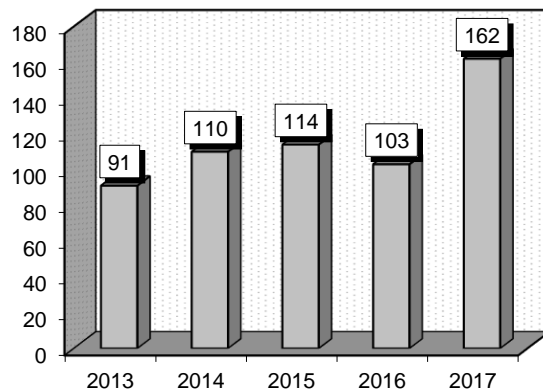
## Diabetes (637-639)

**Diagnoses:** that frequently accompanied Diabetes were: 1) Unspecified osteomyelitis, ankle and foot (73027), 2) Ulcer of other part of foot (70715), 3) Unspecified essential hypertension (4019), 4) Peripheral vascular disease, unspecified (4439), 5) Other and unspecified hyperlipidemia (2724), 6) Polyneuropathy in diabetes (3572), 7) Hypertensive chronic kidney disease, unspecified, with chronic kidney disease stage I through stage IV, or unspecified (40390).

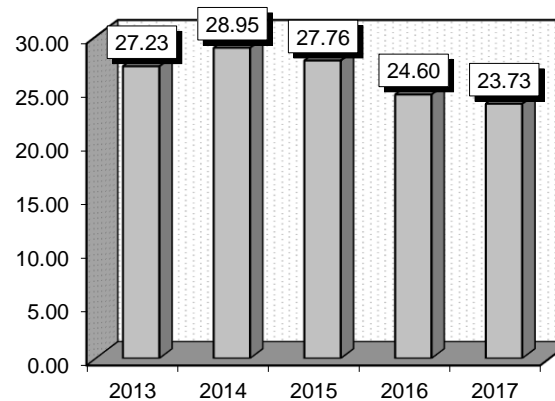
**Definitions:** **Osteomyelitis:** An infection of the bone or bone marrow. **Ulcer:** A lesion through the skin or a mucous membrane resulting from loss of tissue, usually with inflammation. **Hypertension:** High blood pressure. **Peripheral vascular disease:** Circulation disorders that affect blood vessels outside of the heart and brain. **Hyperlipidemia:** An abnormally high concentration of fats or lipids in the blood. **Polyneuropathy:** The most common form of a group of disorders known as peripheral neuropathy, is caused by damage to peripheral nerves (defined as all nerves beyond the brain and spinal cord). Peripheral nerves travel from the spinal cord to muscles, skin, internal organs, and glands. In polyneuropathy, many nerves throughout the body malfunction at the same time. **Chronic kidney disease stage V or end stage renal disease:** A progressive loss in renal function over a period of months or years. Stage 5 being the final stage of kidney failure that is marked by the complete or nearly complete irreversible loss of renal function.

	2013			2014			2015			2016			2017		
Gender	Cases	Avg LOS	Avg Bill	Cases	Avg LOS	Avg Bill	Cases	Avg LOS	Avg Bill	Cases	Avg LOS	Avg Bill	Cases	Avg LOS	Avg Bill
Male	48	29.00	\$114,530	78	31.63	\$132,257	80	25.41	\$113,722	70	23.81	\$104,004	112	24.38	\$121,616
Female	43	25.26	\$100,539	32	22.44	\$92,617	34	33.29	\$133,656	33	26.27	\$118,673	50	22.30	\$106,858
Age Group	Cases	Avg LOS	Avg Bill	Cases	Avg LOS	Avg Bill	Cases	Avg LOS	Avg Bill	Cases	Avg LOS	Avg Bill	Cases	Avg LOS	Avg Bill
0-17	0	0.00	\$0	0	0.00	\$0	0	0.00	\$0	0	0.00	\$0	0	0.00	\$0
18-35	2	18.50	\$69,372	2	21.50	\$102,475	3	20.00	\$54,561	0	0.00	\$0	1	29.00	\$122,308
36-49	18	26.61	\$101,271	17	27.53	\$98,586	13	49.62	\$168,476	15	22.13	\$102,082	17	21.76	\$108,100
50-64	28	29.71	\$132,374	47	33.40	\$127,623	50	25.28	\$108,521	43	24.30	\$107,279	75	24.73	\$122,481
65+	43	26.28	\$96,572	44	25.09	\$122,740	48	24.92	\$122,127	45	25.71	\$112,272	69	23.06	\$113,301
Total	91	27.23	\$107,919	110	28.95	\$120,725	114	27.76	\$119,667	103	24.60	\$108,703	162	23.73	\$117,061

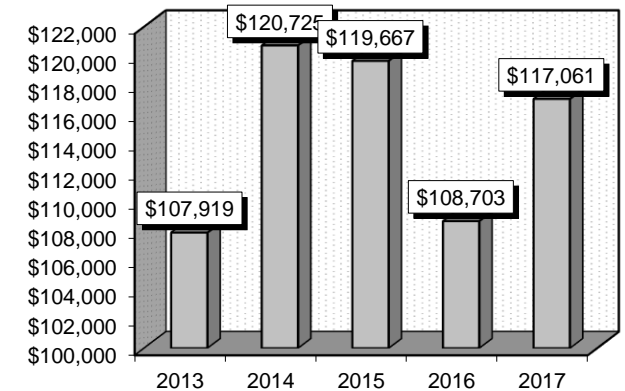
Patient Discharges (Cases)



Average Length of Stay (Avg LOS)



Average Billed Charges (Avg Bill)



County / Hospital	2013			2014			2015			2016			2017		
	Cases	Avg LOS	Avg Bill	Cases	Avg LOS	Avg Bill	Cases	Avg LOS	Avg Bill	Cases	Avg LOS	Avg Bill	Cases	Avg LOS	Avg Bill
<b>Clark</b>															
AMG Specialty Hospital - Las Vegas	0	0.00	\$0	0	0.00	\$0	5	25.40	\$61,276	4	17.00	\$55,847	14	23.43	\$67,025
Complex Care - Tenaya Desert Parkway	24	27.46	\$111,400	33	26.00	\$109,452	32	26.69	\$121,408	24	23.83	\$116,224	34	23.35	\$141,404
Behavioral	0	0.00	\$0	0	0.00	\$0	0	0.00	\$0	0	0.00	\$0	0	0.00	\$0
HealthSouth Desert Canyon Rehab	0	0.00	\$0	0	0.00	\$0	0	0.00	\$0	2	12.50	\$36,345	0	0.00	\$0
HealthSouth Rehab - Henderson	0	0.00	\$0	0	0.00	\$0	1	16.00	\$51,480	4	10.00	\$25,014	5	12.80	\$33,109
HealthSouth Rehab - Las Vegas	0	0.00	\$0	0	0.00	\$0	0	0.00	\$0	5	14.80	\$41,910	11	11.91	\$35,274
Horizon Specialty - Las Vegas	22	28.36	\$46,752	17	36.00	\$74,087	13	47.00	\$103,948	16	26.13	\$58,296	22	26.64	\$49,741
Kindred-Las Vegas (Flamingo)	11	21.09	\$89,177	14	37.64	\$151,015	13	26.31	\$103,361	15	27.27	\$124,843	22	24.27	\$128,869
Kindred-Las Vegas (Sahara)	17	31.24	\$153,780	18	30.56	\$149,715	18	26.33	\$138,216	15	34.53	\$186,358	31	26.13	\$158,760
Kindred-Las Vegas (St Rose De Lima)	5	35.20	\$185,737	5	28.40	\$143,997	7	20.86	\$90,191	6	25.83	\$106,424	8	20.13	\$116,136
Montevista	1	7.00	\$13,825	0	0.00	\$0	0	0.00	\$0	0	0.00	\$0	0	0.00	\$0
Progressive	0	0.00	\$0	0	0.00	\$0	1	39.00	\$113,723	0	0.00	\$0	0	0.00	\$0
Red Rock Behavioral Health	0	0.00	\$0	0	0.00	\$0	0	0.00	\$0	0	0.00	\$0	0	0.00	\$0
Seven Hills Behavioral	0	0.00	\$0	0	0.00	\$0	0	0.00	\$0	0	0.00	\$0	0	0.00	\$0
Spring Mountain Sahara	0	0.00	\$0	0	0.00	\$0	0	0.00	\$0	0	0.00	\$0	0	0.00	\$0
Spring Mountain Treatment	0	0.00	\$0	0	0.00	\$0	0	0.00	\$0	0	0.00	\$0	0	0.00	\$0
<b>Total</b>	<b>80</b>	<b>27.86</b>	<b>\$102,998</b>	<b>87</b>	<b>30.91</b>	<b>\$119,546</b>	<b>90</b>	<b>28.99</b>	<b>\$113,010</b>	<b>91</b>	<b>25.04</b>	<b>\$105,872</b>	<b>147</b>	<b>23.18</b>	<b>\$109,385</b>
<b>Washoe</b>															
Carson Tahoe															
Continuing Care	4	19.50	\$88,789	14	21.36	\$111,533	14	24.71	\$143,405	7	22.57	\$138,192	10	34.40	\$209,922
Renown Rehab	0	0.00	\$0	0	0.00	\$0	0	0.00	\$0	2	20.00	\$79,791	0	0.00	\$0
Tahoe Pacific - Meadows	6	24.67	\$160,505	3	23.67	\$156,107	6	19.17	\$126,164	2	23.00	\$169,666	4	21.25	\$178,465
Tahoe Pacific - North	1	23.00	\$262,624	6	21.00	\$141,586	4	23.75	\$176,626	1	11.00	\$95,852	1	8.00	\$71,123
West Hills	0	0.00	\$0	0	0.00	\$0	0	0.00	\$0	0	0.00	\$0	0	0.00	\$0
Willow Springs	0	0.00	\$0	0	0.00	\$0	0	0.00	\$0	0	0.00	\$0	0	0.00	\$0
<b>Total</b>	<b>11</b>	<b>22.64</b>	<b>\$143,710</b>	<b>23</b>	<b>21.57</b>	<b>\$125,187</b>	<b>24</b>	<b>23.17</b>	<b>\$144,631</b>	<b>12</b>	<b>21.25</b>	<b>\$130,176</b>	<b>15</b>	<b>29.13</b>	<b>\$192,280</b>
<b>All Counties</b>	<b>91</b>	<b>27.23</b>	<b>\$107,919</b>	<b>110</b>	<b>28.95</b>	<b>\$120,725</b>	<b>114</b>	<b>27.76</b>	<b>\$119,667</b>	<b>103</b>	<b>24.60</b>	<b>\$108,703</b>	<b>162</b>	<b>23.73</b>	<b>\$117,061</b>



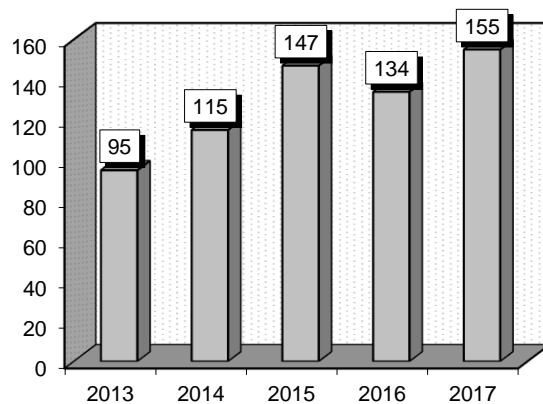
## Renal Failure (682-684)

**Diagnoses:** that frequently accompanied Renal Failure were: 1) Debility, unspecified (7993), 2) Hypertensive chronic kidney disease, unspecified, with chronic kidney disease stage V or end stage renal disease (40391), 3) Pneumonia, organism unspecified (486), 4) Diabetes mellitus without mention of complication, type II or unspecified type, not stated as uncontrolled (25000), 5) Urinary tract infection, site not specified (5990), 6) Acute kidney failure with lesion of tubular necrosis (5845), 7) Hypertensive chronic kidney disease, unspecified, with chronic kidney disease stage I through stage IV, or unspecified (40390), 8) Congestive heart failure, unspecified (4280), 9) Anemia in chronic kidney disease (28521).

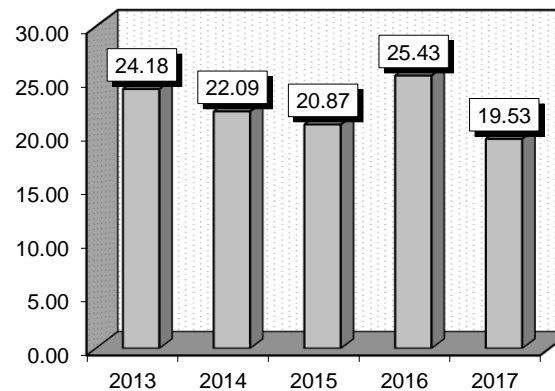
**Definitions:** **Debility:** The state of being weak or feeble; infirmity. **Chronic kidney disease stage V or end stage renal disease:** A progressive loss in renal function over a period of months or years. Stage 5 being the final stage of kidney failure that is marked by the complete or nearly complete irreversible loss of renal function. **Pneumonia:** Inflammation of the lungs, usually due to infection with bacteria, viruses, or other pathogenic organisms. **Urinary tract infection:** Microbial infection, usually bacterial, of any part of the urinary tract; may involve the parenchyma of the kidney, the renal pelvis, the ureter, the bladder, the urethra or combinations of these organs. **Acute kidney failure:** Occurs when illness, infection, or injury damages the kidneys. Temporarily, the kidneys cannot adequately remove fluids and wastes from the body or maintain the proper level of certain kidney-regulated chemicals in the bloodstream. **Lesion:** Any abnormal change involving any tissue or organ due to disease or injury. **Tubular necrosis:** The death of cells in the small tubules of the kidneys as a result of disease or injury. **Congestive heart failure:** Inability of the heart to keep up with the demands on it, with failure of the heart to pump blood with normal efficiency. **Anemia:** A condition marked by a deficiency of red blood cells or of hemoglobin in the blood, resulting in pallor and weariness; diminishes the capacity of the blood to carry oxygen.

	2013			2014			2015			2016			2017		
Gender	Cases	Avg LOS	Avg Bill	Cases	Avg LOS	Avg Bill	Cases	Avg LOS	Avg Bill	Cases	Avg LOS	Avg Bill	Cases	Avg LOS	Avg Bill
Male	52	20.92	\$88,296	59	23.19	\$106,257	94	21.13	\$69,411	68	24.43	\$104,580	84	20.87	\$91,170
Female	43	28.12	\$119,066	56	20.93	\$73,430	53	20.42	\$72,313	66	26.47	\$110,389	71	17.94	\$63,180
Age Group	Cases	Avg LOS	Avg Bill	Cases	Avg LOS	Avg Bill	Cases	Avg LOS	Avg Bill	Cases	Avg LOS	Avg Bill	Cases	Avg LOS	Avg Bill
0-17	0	0.00	\$0	0	0.00	\$0	0	0.00	\$0	0	0.00	\$0	0	0.00	\$0
18-35	0	0.00	\$0	4	11.75	\$38,145	1	42.00	\$258,660	1	12.00	\$109,847	2	16.00	\$32,449
36-49	8	29.00	\$106,910	3	19.67	\$57,169	8	14.38	\$53,010	7	68.29	\$263,975	7	9.86	\$44,072
50-64	21	22.43	\$97,758	25	26.64	\$137,810	22	17.27	\$63,943	33	24.21	\$99,320	41	17.56	\$77,572
65+	66	24.15	\$103,077	83	21.30	\$79,661	116	21.82	\$71,273	93	22.78	\$98,515	105	21.01	\$81,812
Total	95	24.18	\$102,224	115	22.09	\$90,271	147	20.87	\$70,457	134	25.43	\$107,441	155	19.53	\$78,349

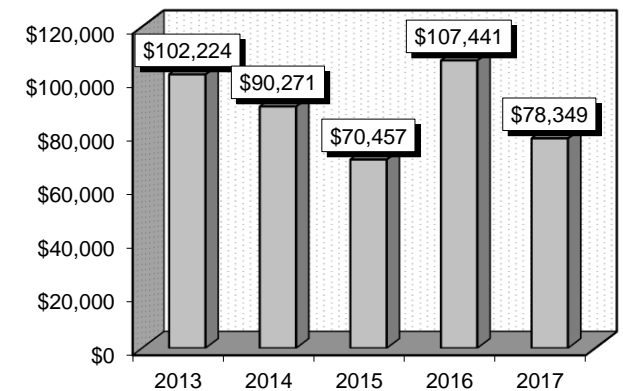
Patient Discharges (Cases)



Average Length of Stay (Avg LOS)



Average Billed Charges (Avg Bill)



County / Hospital	2013			2014			2015			2016			2017		
	Cases	Avg LOS	Avg Bill	Cases	Avg LOS	Avg Bill	Cases	Avg LOS	Avg Bill	Cases	Avg LOS	Avg Bill	Cases	Avg LOS	Avg Bill
<b>Clark</b>															
AMG Specialty Hospital - Las Vegas	0	0.00	\$0	0	0.00	\$0	0	0.00	\$0	0	0.00	\$0	4	16.00	\$63,033
Complex Care - Tenaya Desert Parkway Behavioral	29	24.86	\$94,008	17	31.65	\$163,291	20	30.25	\$142,838	17	33.76	\$193,586	29	23.34	\$141,064
HealthSouth Desert Canyon Rehab	0	0.00	\$0	0	0.00	\$0	0	0.00	\$0	0	0.00	\$0	0	0.00	\$0
HealthSouth Rehab - Henderson	0	0.00	\$0	0	0.00	\$0	1	13.00	\$30,655	3	13.00	\$40,418	2	2.50	\$12,486
HealthSouth Rehab - Las Vegas	0	0.00	\$0	0	0.00	\$0	4	12.75	\$29,847	11	10.82	\$24,420	12	11.67	\$28,912
Horizon Specialty - Las Vegas	0	0.00	\$0	0	0.00	\$0	0	0.00	\$0	4	8.00	\$23,981	7	9.00	\$26,604
Kindred-Las Vegas (Flamingo)	13	23.85	\$18,675	51	19.08	\$40,724	88	18.55	\$36,929	40	28.28	\$52,590	63	22.13	\$45,952
Kindred-Las Vegas (Sahara)	28	25.25	\$120,245	23	25.87	\$120,515	14	18.07	\$89,030	18	26.83	\$143,069	14	18.14	\$122,190
Kindred-Las Vegas (St Rose De Lima)	13	21.62	\$104,076	12	19.17	\$98,752	13	24.85	\$113,896	23	33.22	\$163,993	15	18.47	\$99,247
Montevista	4	25.50	\$145,824	6	14.33	\$108,285	2	25.00	\$111,814	6	14.00	\$75,016	4	13.25	\$63,336
Progressive	0	0.00	\$0	0	0.00	\$0	0	0.00	\$0	0	0.00	\$0	0	0.00	\$0
Red Rock Behavioral Health	0	0.00	\$0	0	0.00	\$0	0	0.00	\$0	0	0.00	\$0	0	0.00	\$0
Seven Hills Behavioral	0	0.00	\$0	0	0.00	\$0	0	0.00	\$0	0	0.00	\$0	0	0.00	\$0
Spring Mountain Sahara	0	0.00	\$0	0	0.00	\$0	0	0.00	\$0	0	0.00	\$0	0	0.00	\$0
Spring Mountain Treatment	0	0.00	\$0	0	0.00	\$0	0	0.00	\$0	0	0.00	\$0	0	0.00	\$0
<b>Total</b>	<b>87</b>	<b>24.38</b>	<b>\$95,082</b>	<b>109</b>	<b>22.22</b>	<b>\$86,784</b>	<b>142</b>	<b>20.61</b>	<b>\$64,840</b>	<b>122</b>	<b>26.44</b>	<b>\$103,914</b>	<b>150</b>	<b>19.51</b>	<b>\$74,992</b>
<b>Washoe</b>															
Carson Tahoe Continuing Care	1	12.00	\$77,205	0	0.00	\$0	0	0.00	\$0	1	10.00	\$54,480	1	28.00	\$210,003
Renown Rehab	0	0.00	\$0	0	0.00	\$0	0	0.00	\$0	1	21.00	\$100,243	0	0.00	\$0
Tahoe Pacific - Meadows	3	30.33	\$279,492	5	17.40	\$119,888	2	45.00	\$388,532	3	11.00	\$111,602	4	18.00	\$171,329
Tahoe Pacific - North	4	18.25	\$130,856	1	31.00	\$322,301	3	17.00	\$124,276	7	16.86	\$175,718	0	0.00	\$0
West Hills	0	0.00	\$0	0	0.00	\$0	0	0.00	\$0	0	0.00	\$0	0	0.00	\$0
Willow Springs	0	0.00	\$0	0	0.00	\$0	0	0.00	\$0	0	0.00	\$0	0	0.00	\$0
<b>Total</b>	<b>8</b>	<b>22.00</b>	<b>\$179,888</b>	<b>6</b>	<b>19.67</b>	<b>\$153,624</b>	<b>5</b>	<b>28.20</b>	<b>\$229,978</b>	<b>12</b>	<b>15.17</b>	<b>\$143,296</b>	<b>5</b>	<b>20.00</b>	<b>\$179,063</b>
<b>All Counties</b>	<b>95</b>	<b>24.18</b>	<b>\$102,224</b>	<b>115</b>	<b>22.09</b>	<b>\$90,271</b>	<b>147</b>	<b>20.87</b>	<b>\$70,457</b>	<b>134</b>	<b>25.43</b>	<b>\$107,441</b>	<b>155</b>	<b>19.53</b>	<b>\$78,349</b>

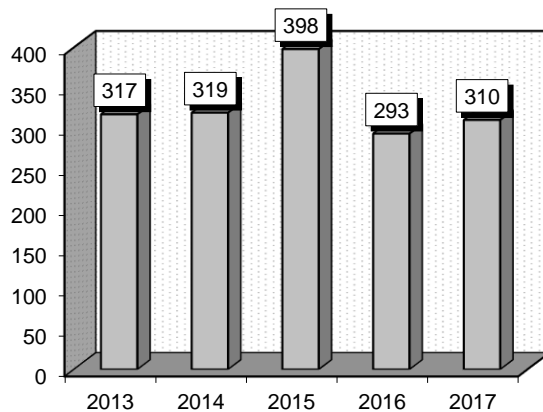
## Septicemia Or Severe Sepsis (870-872)

**Diagnoses:** that frequently accompanied Septicemia Or Severe Sepsis were: 1) Sepsis (99591), 2) Unspecified septicemia (0389), 3) Pneumonia, organism unspecified (486), 4) Urinary tract infection, site not specified (5990), 5) Acute kidney failure, unspecified (5849), 6) Acute respiratory failure (51881), 7) End stage renal disease (5856), 8) Diabetes mellitus without mention of complication, type II or unspecified type, not stated as uncontrolled (25000), 9) Atrial fibrillation (42731).

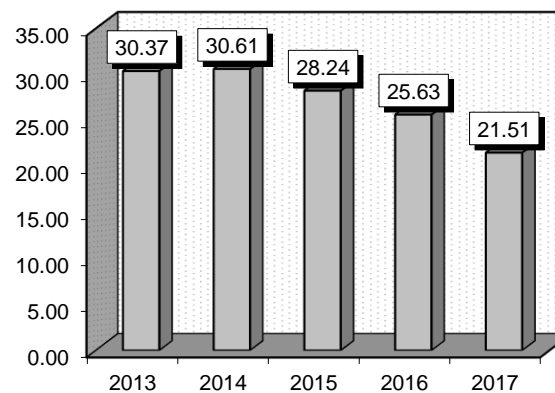
**Definitions: Sepsis:** The presence of bacteria (bacteremia), other infectious organisms, or toxins created by infectious organisms in the bloodstream with spread throughout the body. **Septicemia:** Systemic disease caused by the spread of microorganisms and their toxins through circulating blood; formerly called "blood poisoning". **Pneumonia:** Inflammation of the lungs, usually due to infection with bacteria, viruses, or other pathogenic organisms. **Urinary tract infection:** Microbial infection, usually bacterial, of any part of the urinary tract; may involve the parenchyma of the kidney, the renal pelvis, the ureter, the bladder, the urethra or combinations of these organs. **Acute kidney failure:** Occurs when illness, infection, or injury damages the kidneys. Temporarily, the kidneys cannot adequately remove fluids and wastes from the body or maintain the proper level of certain kidney-regulated chemicals in the bloodstream. **Acute respiratory failure:** A sudden inability of the lungs to maintain normal respiratory function. The condition may be caused by an obstruction in the airways or by failure of the lungs to exchange gases in the alveoli. **Chronic kidney disease stage V or end stage renal disease:** A progressive loss in renal function over a period of months or years. Stage 5 being the final stage of kidney failure that is marked by the complete or nearly complete irreversible loss of renal function. **Atrial fibrillation:** An irregular and often very fast heart rate. The heart's two upper chambers (the atria) beat chaotically and irregularly - out of coordination with the two lower chambers (the ventricles) of the heart.

	2013			2014			2015			2016			2017		
Gender	Cases	Avg LOS	Avg Bill	Cases	Avg LOS	Avg Bill	Cases	Avg LOS	Avg Bill	Cases	Avg LOS	Avg Bill	Cases	Avg LOS	Avg Bill
Male	168	30.26	\$143,587	188	33.69	\$171,507	228	29.23	\$147,207	169	25.22	\$127,346	173	22.05	\$123,620
Female	149	30.50	\$143,103	131	26.18	\$129,093	170	26.91	\$139,668	124	26.19	\$137,407	137	20.82	\$107,243
Age Group	Cases	Avg LOS	Avg Bill	Cases	Avg LOS	Avg Bill	Cases	Avg LOS	Avg Bill	Cases	Avg LOS	Avg Bill	Cases	Avg LOS	Avg Bill
0-17	0	0.00	\$0	0	0.00	\$0	0	0.00	\$0	0	0.00	\$0	0	0.00	\$0
18-35	9	43.44	\$145,036	5	84.40	\$380,687	16	30.44	\$143,378	8	52.25	\$194,404	15	20.80	\$75,926
36-49	21	25.95	\$144,763	20	22.00	\$128,866	24	33.08	\$164,035	18	30.44	\$150,881	18	21.61	\$134,902
50-64	75	29.47	\$115,980	74	30.07	\$156,150	92	37.24	\$181,337	79	25.48	\$133,973	76	25.83	\$145,105
65+	212	30.58	\$152,835	220	30.35	\$150,540	266	24.56	\$129,297	188	24.11	\$126,090	201	19.92	\$106,883
Total	317	30.37	\$143,359	319	30.61	\$154,090	398	28.24	\$143,987	293	25.63	\$131,604	310	21.51	\$116,382

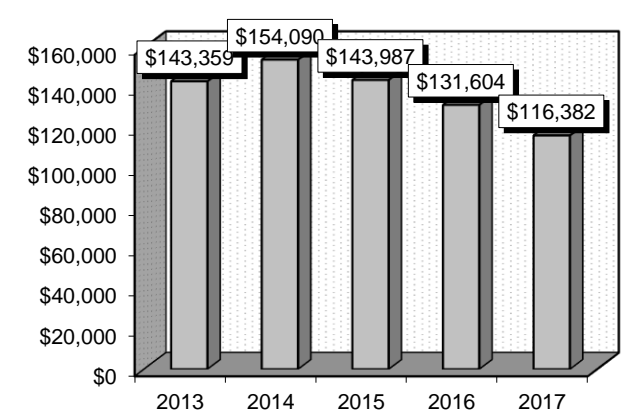
Patient Discharges (Cases)



Average Length of Stay (Avg LOS)



Average Billed Charges (Avg Bill)



County / Hospital	2013			2014			2015			2016			2017		
	Cases	Avg LOS	Avg Bill	Cases	Avg LOS	Avg Bill	Cases	Avg LOS	Avg Bill	Cases	Avg LOS	Avg Bill	Cases	Avg LOS	Avg Bill
<b>Clark</b>															
AMG Specialty Hospital - Las Vegas	0	0.00	\$0	0	0.00	\$0	14	25.14	\$123,205	32	16.97	\$102,938	29	16.07	\$66,815
Complex Care - Tenaya Desert Parkway Behavioral	36	25.11	\$130,988	41	23.93	\$114,444	112	24.27	\$142,295	55	21.76	\$137,006	23	24.17	\$155,766
HealthSouth Desert Canyon Rehab	0	0.00	\$0	0	0.00	\$0	0	0.00	\$0	0	0.00	\$0	0	0.00	\$0
HealthSouth Rehab - Henderson	0	0.00	\$0	0	0.00	\$0	0	0.00	\$0	0	0.00	\$0	0	0.00	\$0
HealthSouth Rehab - Las Vegas	0	0.00	\$0	0	0.00	\$0	3	8.67	\$23,713	5	21.20	\$52,784	1	11.00	\$25,697
Horizon Specialty - Las Vegas	0	0.00	\$0	0	0.00	\$0	1	13.00	\$65,100	4	14.25	\$45,410	3	11.00	\$27,600
Kindred-Las Vegas (Flamingo)	80	33.68	\$57,055	94	35.70	\$107,280	90	40.59	\$109,668	66	35.24	\$89,609	75	18.80	\$40,230
Kindred-Las Vegas (Sahara)	50	24.18	\$150,641	44	25.82	\$179,303	40	27.55	\$164,302	36	27.00	\$162,231	42	23.79	\$157,960
Kindred-Las Vegas (St Rose De Lima)	47	43.26	\$253,179	30	23.07	\$154,155	20	28.95	\$181,917	32	29.06	\$197,329	41	31.32	\$198,581
Montevista	46	25.46	\$153,524	45	43.20	\$245,288	49	24.51	\$146,017	32	25.25	\$161,032	63	19.75	\$129,003
Progressive	0	0.00	\$0	0	0.00	\$0	0	0.00	\$0	0	0.00	\$0	0	0.00	\$0
Red Rock Behavioral Health	27	32.96	\$156,681	34	31.29	\$167,892	10	40.20	\$191,327	0	0.00	\$0	0	0.00	\$0
Seven Hills Behavioral	0	0.00	\$0	0	0.00	\$0	0	0.00	\$0	0	0.00	\$0	0	0.00	\$0
Spring Mountain Sahara	0	0.00	\$0	0	0.00	\$0	0	0.00	\$0	0	0.00	\$0	0	0.00	\$0
Spring Mountain Treatment	0	0.00	\$0	0	0.00	\$0	0	0.00	\$0	0	0.00	\$0	0	0.00	\$0
<b>Total</b>	<b>286</b>	<b>31.12</b>	<b>\$139,874</b>	<b>288</b>	<b>31.85</b>	<b>\$152,905</b>	<b>339</b>	<b>29.63</b>	<b>\$138,486</b>	<b>262</b>	<b>26.48</b>	<b>\$131,668</b>	<b>277</b>	<b>21.67</b>	<b>\$113,897</b>
<b>Washoe</b>															
Carson Tahoe Continuing Care	15	20.93	\$118,697	13	17.69	\$114,439	36	17.00	\$125,912	19	18.26	\$112,834	23	20.61	\$138,217
Renown Rehab	0	0.00	\$0	0	0.00	\$0	0	0.00	\$0	4	16.50	\$77,423	8	17.13	\$92,189
Tahoe Pacific - Meadows	8	31.63	\$299,650	2	25.00	\$320,753	7	25.14	\$245,962	2	20.00	\$219,702	2	27.00	\$306,325
Tahoe Pacific - North	8	20.00	\$157,927	16	19.38	\$186,789	16	25.38	\$256,591	6	19.83	\$194,991	0	0.00	\$0
West Hills	0	0.00	\$0	0	0.00	\$0	0	0.00	\$0	0	0.00	\$0	0	0.00	\$0
Willow Springs	0	0.00	\$0	0	0.00	\$0	0	0.00	\$0	0	0.00	\$0	0	0.00	\$0
<b>Total</b>	<b>31</b>	<b>23.45</b>	<b>\$175,519</b>	<b>31</b>	<b>19.03</b>	<b>\$165,091</b>	<b>59</b>	<b>20.24</b>	<b>\$175,594</b>	<b>31</b>	<b>18.45</b>	<b>\$131,061</b>	<b>33</b>	<b>20.15</b>	<b>\$137,247</b>
<b>All Counties</b>	<b>317</b>	<b>30.37</b>	<b>\$143,359</b>	<b>319</b>	<b>30.61</b>	<b>\$154,090</b>	<b>398</b>	<b>28.24</b>	<b>\$143,987</b>	<b>293</b>	<b>25.63</b>	<b>\$131,604</b>	<b>310</b>	<b>21.51</b>	<b>\$116,382</b>

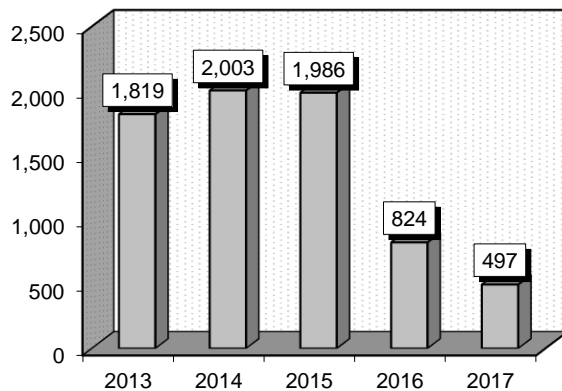
## Depressive Neuroses (881)

**Diagnoses:** that frequently accompanied Depressive Neuroses were: 1) Depressive disorder, not elsewhere classified (311), 2) Suicidal ideation (V6284), 3) Cannabis abuse, unspecified (30520), 4) Tobacco use disorder (3051), 5) Unspecified essential hypertension (4019), 6) Alcohol abuse, unspecified (30500), 7) Anxiety state, unspecified (30000), 8) Personal history of noncompliance with medical treatment, presenting hazards to health (V1581), 9) History of physical abuse (V1541).

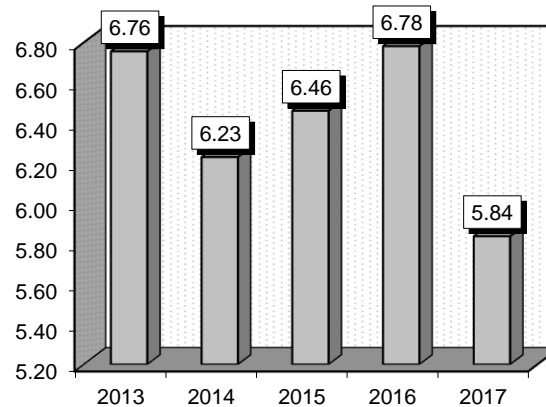
**Definitions:** **Depressive disorder:** Any of a number of conditions characterized by one or more depressive episodes - major DD, depressed mood - dysthymic disorder and adjustment disorder with depressed mood, and those that do not fit the criteria of other conditions, aka, DD not otherwise specified. **Cannabis abuse:** The abuse of any of several mildly euphoriant, intoxicating hallucinogenic drugs, such as ganja, hashish, or marijuana prepared from various parts of this plant. **Tobacco:** Herb of South American origin, *Nicotiana tabacum*, which has large ovate to lanceolate leaves; leaves contain 2-8% nicotine and are source of smoking tobacco, chewing tobacco, and snuff. **Hypertension:** High blood pressure. **Anxiety:** A multisystem response to a perceived threat or danger. It reflects a combination of biochemical changes in the body, the patient's personal history and memory, and the social situation. **Noncompliance:** Failure or refusal to conform to or follow rules, regulations, or the advice or wishes of another.

	2013			2014			2015			2016			2017		
Gender	Cases	Avg LOS	Avg Bill	Cases	Avg LOS	Avg Bill	Cases	Avg LOS	Avg Bill	Cases	Avg LOS	Avg Bill	Cases	Avg LOS	Avg Bill
Male	764	7.39	\$10,520	889	6.60	\$9,885	927	6.58	\$10,840	350	6.79	\$8,302	262	5.52	\$6,780
Female	1,055	6.30	\$8,818	1,114	5.94	\$8,690	1,059	6.36	\$9,956	474	6.77	\$8,067	235	6.19	\$7,309
Age Group	Cases	Avg LOS	Avg Bill	Cases	Avg LOS	Avg Bill	Cases	Avg LOS	Avg Bill	Cases	Avg LOS	Avg Bill	Cases	Avg LOS	Avg Bill
0-17	492	8.34	\$10,073	620	6.23	\$8,804	573	7.34	\$11,065	415	9.18	\$9,349	145	11.52	\$10,545
18-35	554	5.09	\$7,616	614	4.98	\$7,423	625	5.03	\$8,346	213	3.64	\$6,081	170	3.19	\$5,063
36-49	329	6.03	\$9,134	337	5.94	\$8,931	354	5.95	\$9,785	91	4.05	\$6,745	100	3.18	\$5,133
50-64	310	6.84	\$10,468	309	8.10	\$12,394	321	6.87	\$11,277	79	5.08	\$7,465	63	4.22	\$6,800
65+	134	9.44	\$14,292	123	8.55	\$13,113	113	10.35	\$17,271	26	8.88	\$13,498	19	5.47	\$8,559
Total	1,819	6.76	\$9,533	2,003	6.23	\$9,221	1,986	6.46	\$10,368	824	6.78	\$8,167	497	5.84	\$7,030

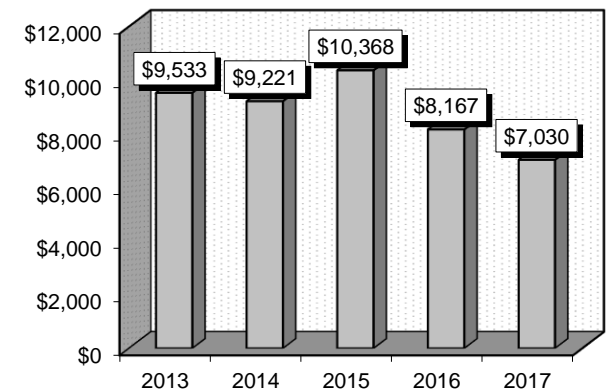
Patient Discharges (Cases)



Average Length of Stay (Avg LOS)



Average Billed Charges (Avg Bill)



County / Hospital	2013			2014			2015			2016			2017		
	Cases	Avg LOS	Avg Bill	Cases	Avg LOS	Avg Bill	Cases	Avg LOS	Avg Bill	Cases	Avg LOS	Avg Bill	Cases	Avg LOS	Avg Bill
<b>Clark</b>															
AMG Specialty Hospital - Las Vegas	0	0.00	\$0	0	0.00	\$0	0	0.00	\$0	0	0.00	\$0	0	0.00	\$0
Complex Care - Tenaya Desert Parkway Behavioral	0	0.00	\$0	0	0.00	\$0	0	0.00	\$0	0	0.00	\$0	0	0.00	\$0
HealthSouth Desert Canyon Rehab	0	0.00	\$0	18	9.11	\$14,601	47	4.53	\$7,314	56	5.05	\$8,179	36	5.56	\$8,964
HealthSouth Rehab - Henderson	0	0.00	\$0	0	0.00	\$0	0	0.00	\$0	0	0.00	\$0	0	0.00	\$0
HealthSouth Rehab - Las Vegas	0	0.00	\$0	0	0.00	\$0	0	0.00	\$0	0	0.00	\$0	0	0.00	\$0
Horizon Specialty - Las Vegas	0	0.00	\$0	0	0.00	\$0	0	0.00	\$0	0	0.00	\$0	0	0.00	\$0
Kindred-Las Vegas (Flamingo)	0	0.00	\$0	0	0.00	\$0	0	0.00	\$0	0	0.00	\$0	0	0.00	\$0
Kindred-Las Vegas (Sahara)	0	0.00	\$0	0	0.00	\$0	0	0.00	\$0	0	0.00	\$0	0	0.00	\$0
Kindred-Las Vegas (St Rose De Lima)	0	0.00	\$0	0	0.00	\$0	0	0.00	\$0	0	0.00	\$0	0	0.00	\$0
Montevista	91	5.41	\$8,434	63	6.13	\$9,558	270	5.77	\$8,128	159	13.47	\$9,176	302	5.58	\$6,046
Progressive	0	0.00	\$0	0	0.00	\$0	0	0.00	\$0	0	0.00	\$0	0	0.00	\$0
Red Rock Behavioral Health	13	6.92	\$10,091	5	4.20	\$6,300	13	7.85	\$11,769	5	21.00	\$18,300	0	0.00	\$0
Seven Hills Behavioral	405	4.28	\$6,201	478	4.72	\$6,601	99	5.01	\$6,966	17	4.24	\$5,934	37	4.57	\$6,395
Spring Mountain Sahara	304	9.06	\$13,848	293	9.21	\$14,308	253	9.21	\$15,328	10	6.30	\$12,610	9	2.44	\$4,889
Spring Mountain Treatment	984	5.95	\$8,626	1,108	6.03	\$8,941	1,172	6.16	\$10,388	167	4.69	\$9,424	20	3.45	\$6,919
<b>Total</b>	<b>1,797</b>	<b>6.08</b>	<b>\$8,964</b>	<b>1,965</b>	<b>6.21</b>	<b>\$9,237</b>	<b>1,854</b>	<b>6.43</b>	<b>\$10,482</b>	<b>414</b>	<b>8.33</b>	<b>\$9,201</b>	<b>404</b>	<b>5.31</b>	<b>\$6,355</b>
<b>Washoe</b>															
Carson Tahoe															
Continuing Care	0	0.00	\$0	0	0.00	\$0	0	0.00	\$0	0	0.00	\$0	0	0.00	\$0
Renown Rehab	0	0.00	\$0	0	0.00	\$0	0	0.00	\$0	0	0.00	\$0	0	0.00	\$0
Tahoe Pacific - Meadows	0	0.00	\$0	0	0.00	\$0	0	0.00	\$0	0	0.00	\$0	0	0.00	\$0
Tahoe Pacific - North	0	0.00	\$0	0	0.00	\$0	0	0.00	\$0	0	0.00	\$0	0	0.00	\$0
West Hills	7	4.00	\$6,000	23	3.35	\$5,022	104	4.70	\$7,053	373	4.16	\$6,250	64	4.91	\$7,569
Willow Springs	15	89.27	\$79,387	15	13.47	\$13,467	28	15.18	\$15,179	37	15.92	\$15,919	29	15.24	\$15,241
<b>Total</b>	<b>22</b>	<b>62.14</b>	<b>\$56,036</b>	<b>38</b>	<b>7.34</b>	<b>\$8,355</b>	<b>132</b>	<b>6.92</b>	<b>\$8,777</b>	<b>410</b>	<b>5.22</b>	<b>\$7,123</b>	<b>93</b>	<b>8.13</b>	<b>\$9,961</b>
<b>All Counties</b>	<b>1,819</b>	<b>6.76</b>	<b>\$9,533</b>	<b>2,003</b>	<b>6.23</b>	<b>\$9,221</b>	<b>1,986</b>	<b>6.46</b>	<b>\$10,368</b>	<b>824</b>	<b>6.78</b>	<b>\$8,167</b>	<b>497</b>	<b>5.84</b>	<b>\$7,030</b>

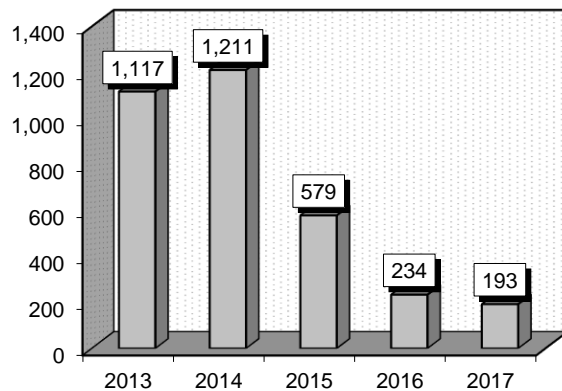
## Organic Disturbances & Mental Retardation (884)

**Diagnoses:** that frequently accompanied Organic Disturbances & Mental Retardation were: 1) Mood disorder in conditions classified elsewhere (29383), 2) Suicidal ideation (V6284), 3) Attention deficit disorder with hyperactivity (31401), 4) Cannabis abuse, unspecified (30520), 5) Tobacco use disorder (3051), 6) Social maladjustment (V624), 7) Alcohol abuse, unspecified (30500), 8) Oppositional defiant disorder (31381), 9) History of physical abuse (V1541).

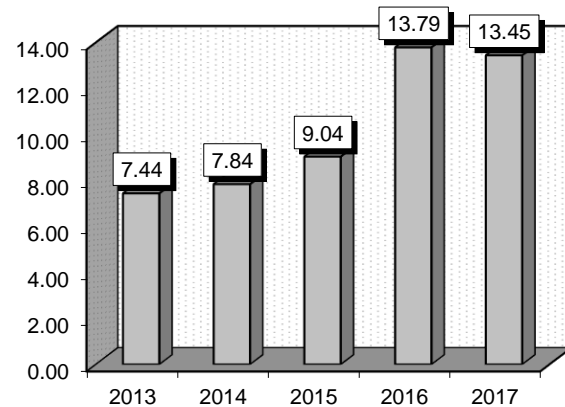
**Definitions:** **Mood disorder:** Any of a group of psychiatric disorders, including depression and bipolar disorder, characterized by a pervasive disturbance of mood that is not caused by an organic abnormality. **Attention deficit disorder:** A syndrome, usually diagnosed in childhood, characterized by a persistent pattern of impulsiveness, a short attention span, and often hyperactivity, and interfering especially with academic, occupational, and social performance. **Cannabis abuse:** The abuse of any of several mildly euphoriant, intoxicating hallucinogenic drugs, such as ganja, hashish, or marijuana prepared from various parts of this plant. **Tobacco:** Herb of South American origin, *Nicotiana tabacum*, which has large ovate to lanceolate leaves; leaves contain 2-8% nicotine and are source of smoking tobacco, chewing tobacco, and snuff. **Social maladjustment:** Maladjustment without manifest psychiatric disorder, such as that occasioned by an inability to cope with social situations. **Oppositional defiant disorder:** A recurring pattern of negative, hostile, disobedient, and defiant behavior in a child or adolescent, lasting for at least six months without serious violation of the basic rights of others.

	2013			2014			2015			2016			2017		
Gender	Cases	Avg LOS	Avg Bill	Cases	Avg LOS	Avg Bill	Cases	Avg LOS	Avg Bill	Cases	Avg LOS	Avg Bill	Cases	Avg LOS	Avg Bill
Male	612	7.56	\$10,962	632	8.22	\$11,441	298	9.18	\$13,825	124	13.98	\$21,210	99	13.14	\$20,673
Female	505	7.30	\$10,351	579	7.42	\$10,576	281	8.88	\$13,414	110	13.58	\$19,951	94	13.77	\$21,144
Age Group	Cases	Avg LOS	Avg Bill	Cases	Avg LOS	Avg Bill	Cases	Avg LOS	Avg Bill	Cases	Avg LOS	Avg Bill	Cases	Avg LOS	Avg Bill
0-17	520	6.37	\$8,509	617	7.22	\$10,090	205	7.50	\$11,821	15	9.00	\$13,513	3	8.00	\$11,567
18-35	241	6.19	\$9,502	215	5.81	\$8,747	86	6.38	\$9,898	3	6.00	\$10,500	10	5.40	\$8,980
36-49	139	8.16	\$11,659	128	7.41	\$11,566	50	7.30	\$12,007	4	14.25	\$20,831	4	5.50	\$8,450
50-64	99	8.93	\$13,742	87	8.80	\$13,152	54	10.59	\$15,493	10	17.00	\$27,251	12	10.42	\$15,260
65+	118	12.62	\$18,989	164	12.66	\$15,993	184	12.01	\$17,271	202	14.09	\$20,963	164	14.45	\$22,517
Total	1,117	7.44	\$10,686	1,211	7.84	\$11,027	579	9.04	\$13,626	234	13.79	\$20,618	193	13.45	\$20,903

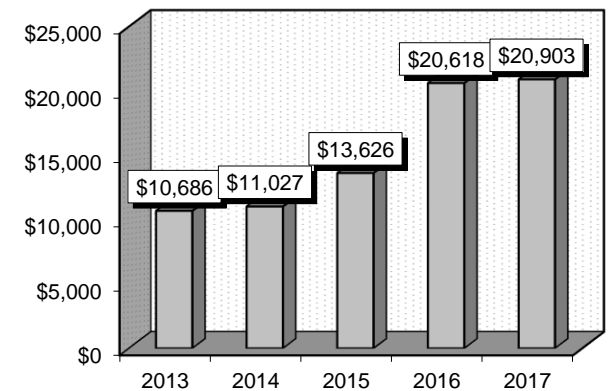
Patient Discharges (Cases)



Average Length of Stay (Avg LOS)



Average Billed Charges (Avg Bill)





County / Hospital	2013			2014			2015			2016			2017		
	Cases	Avg LOS	Avg Bill	Cases	Avg LOS	Avg Bill	Cases	Avg LOS	Avg Bill	Cases	Avg LOS	Avg Bill	Cases	Avg LOS	Avg Bill
<b>Clark</b>															
AMG Specialty Hospital - Las Vegas	0	0.00	\$0	0	0.00	\$0	0	0.00	\$0	0	0.00	\$0	0	0.00	\$0
Complex Care - Tenaya Desert Parkway Behavioral	0	0.00	\$0	0	0.00	\$0	0	0.00	\$0	0	0.00	\$0	0	0.00	\$0
HealthSouth Desert Canyon Rehab	0	0.00	\$0	3	7.67	\$12,292	4	10.25	\$16,425	7	23.14	\$37,111	3	57.67	\$92,292
HealthSouth Rehab - Henderson	0	0.00	\$0	0	0.00	\$0	0	0.00	\$0	0	0.00	\$0	0	0.00	\$0
HealthSouth Rehab - Las Vegas	0	0.00	\$0	0	0.00	\$0	1	11.00	\$21,394	3	7.33	\$15,340	1	9.00	\$22,327
Horizon Specialty - Las Vegas	0	0.00	\$0	0	0.00	\$0	1	7.00	\$18,103	2	14.00	\$38,172	3	12.67	\$31,962
Kindred-Las Vegas (Flamingo)	0	0.00	\$0	0	0.00	\$0	0	0.00	\$0	0	0.00	\$0	4	17.75	\$33,858
Kindred-Las Vegas (Sahara)	0	0.00	\$0	0	0.00	\$0	0	0.00	\$0	0	0.00	\$0	0	0.00	\$0
Kindred-Las Vegas (St Rose De Lima)	0	0.00	\$0	0	0.00	\$0	0	0.00	\$0	0	0.00	\$0	0	0.00	\$0
Montevista	11	12.00	\$18,720	25	11.80	\$17,035	7	11.14	\$12,480	18	14.06	\$18,113	28	13.36	\$17,600
Progressive	0	0.00	\$0	0	0.00	\$0	0	0.00	\$0	0	0.00	\$0	0	0.00	\$0
Red Rock Behavioral Health	55	13.98	\$20,096	41	17.02	\$15,037	95	13.53	\$18,553	23	13.91	\$18,000	0	0.00	\$0
Seven Hills Behavioral	3	9.67	\$13,982	50	12.22	\$17,138	56	9.84	\$13,775	133	15.12	\$21,170	103	13.62	\$19,070
Spring Mountain Sahara	134	10.67	\$15,631	137	9.63	\$14,412	66	10.65	\$17,082	30	10.07	\$20,147	41	11.80	\$23,615
Spring Mountain Treatment	911	6.49	\$9,271	943	6.63	\$9,704	333	7.20	\$11,553	6	8.17	\$16,383	2	2.50	\$5,000
<b>Total</b>	<b>1,114</b>	<b>7.43</b>	<b>\$10,676</b>	<b>1,199</b>	<b>7.67</b>	<b>\$10,893</b>	<b>563</b>	<b>9.01</b>	<b>\$13,678</b>	<b>222</b>	<b>14.18</b>	<b>\$20,903</b>	<b>185</b>	<b>13.82</b>	<b>\$21,436</b>
<b>Washoe</b>															
Carson Tahoe															
Continuing Care	0	0.00	\$0	0	0.00	\$0	0	0.00	\$0	0	0.00	\$0	0	0.00	\$0
Renown Rehab	0	0.00	\$0	0	0.00	\$0	0	0.00	\$0	3	9.00	\$39,072	0	0.00	\$0
Tahoe Pacific - Meadows	0	0.00	\$0	0	0.00	\$0	0	0.00	\$0	0	0.00	\$0	0	0.00	\$0
Tahoe Pacific - North	0	0.00	\$0	0	0.00	\$0	0	0.00	\$0	0	0.00	\$0	0	0.00	\$0
West Hills	2	4.00	\$6,000	0	0.00	\$0	9	6.78	\$10,167	7	4.00	\$6,000	8	4.75	\$8,563
Willow Springs	1	31.00	\$31,000	12	24.42	\$24,417	7	13.86	\$13,857	2	12.50	\$12,500	0	0.00	\$0
<b>Total</b>	<b>3</b>	<b>13.00</b>	<b>\$14,333</b>	<b>12</b>	<b>24.42</b>	<b>\$24,417</b>	<b>16</b>	<b>9.88</b>	<b>\$11,781</b>	<b>12</b>	<b>6.67</b>	<b>\$15,351</b>	<b>8</b>	<b>4.75</b>	<b>\$8,563</b>
<b>All Counties</b>	<b>1,117</b>	<b>7.44</b>	<b>\$10,686</b>	<b>1,211</b>	<b>7.84</b>	<b>\$11,027</b>	<b>579</b>	<b>9.04</b>	<b>\$13,626</b>	<b>234</b>	<b>13.79</b>	<b>\$20,618</b>	<b>193</b>	<b>13.45</b>	<b>\$20,903</b>

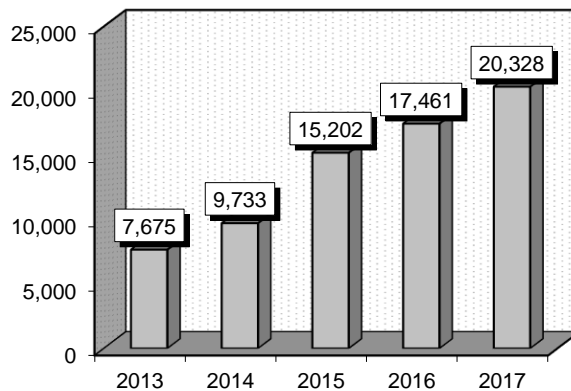
## Psychoses (885)

**Diagnoses:** that frequently accompanied Psychoses were: 1) Insomnia, unspecified (78052), 2) Unspecified psychosis (2989), 3) Substance abuse in family (V6142), 4) History of physical abuse (V1541), 5) Tobacco use disorder (3051), 6) Posttraumatic stress disorder (30981), 7) Major depressive affective disorder, single episode, unspecified (29620).

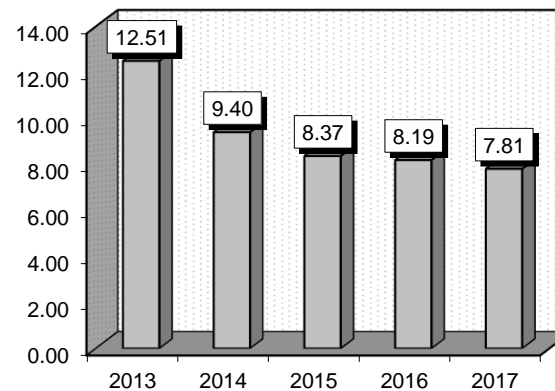
**Definitions:** **Insomnia:** A sleep disorder that is characterized by difficulty falling and/or staying asleep. **Psychosis:** A symptom of mental illness rather than the name of a medical condition itself. Broadly speaking, it means a loss of contact with reality, and generally there are two types of psychiatric disorder that produce psychotic symptoms: schizophrenia, and mood disorders such as bipolar disorder. **Substance abuse:** Maladaptive pattern of use of a drug, alcohol, or other chemical agent that may lead to social, occupational, psychological, or physical problems. **Tobacco:** Herb of South American origin, *Nicotiana tabacum*, which has large ovate to lanceolate leaves; leaves contain 2-8% nicotine and are source of smoking tobacco, chewing tobacco, and snuff. **Posttraumatic stress disorder:** An anxiety disorder affecting individuals who have experienced or witnessed profoundly traumatic events, such as torture, rape, military combat, or a natural disaster, characterized by recurrent flashbacks of the traumatic event, nightmares, anxiety, fatigue, forgetfulness, and social withdrawal. **Major depressive affective disorder, single episode:** A state of depression with all the classic symptoms (anhedonia and lethargy and sleep disturbance and despondency and morbid thoughts and feelings of worthlessness and sometimes attempted suicide) but with no known organic dysfunction.

	2013			2014			2015			2016			2017		
Gender	Cases	Avg LOS	Avg Bill	Cases	Avg LOS	Avg Bill	Cases	Avg LOS	Avg Bill	Cases	Avg LOS	Avg Bill	Cases	Avg LOS	Avg Bill
Male	3,726	12.26	\$15,694	4,836	9.83	\$13,434	7,975	8.49	\$12,090	9,249	8.19	\$12,129	11,140	7.52	\$11,241
Female	3,949	12.74	\$15,734	4,897	8.98	\$12,259	7,227	8.23	\$11,313	8,212	8.19	\$11,606	9,188	8.17	\$11,192
Age Group	Cases	Avg LOS	Avg Bill	Cases	Avg LOS	Avg Bill	Cases	Avg LOS	Avg Bill	Cases	Avg LOS	Avg Bill	Cases	Avg LOS	Avg Bill
0-17	2,444	19.89	\$21,408	2,903	10.65	\$13,471	3,589	10.82	\$12,300	3,529	11.03	\$12,154	4,285	11.72	\$12,083
18-35	2,100	8.36	\$11,976	2,644	7.99	\$11,471	4,961	6.77	\$10,302	5,909	6.79	\$10,908	6,845	6.03	\$9,856
36-49	1,484	8.62	\$12,489	1,777	8.81	\$12,606	3,324	7.58	\$11,604	4,019	7.05	\$11,321	4,840	6.38	\$10,468
50-64	1,162	9.69	\$14,112	1,712	9.26	\$13,207	2,569	8.24	\$12,524	3,035	8.29	\$13,040	3,370	7.73	\$12,683
65+	485	11.85	\$16,914	697	11.44	\$15,138	759	11.06	\$16,050	969	10.79	\$15,558	988	10.48	\$15,592
Total	7,675	12.51	\$15,714	9,733	9.40	\$12,843	15,202	8.37	\$11,721	17,461	8.19	\$11,883	20,328	7.81	\$11,219

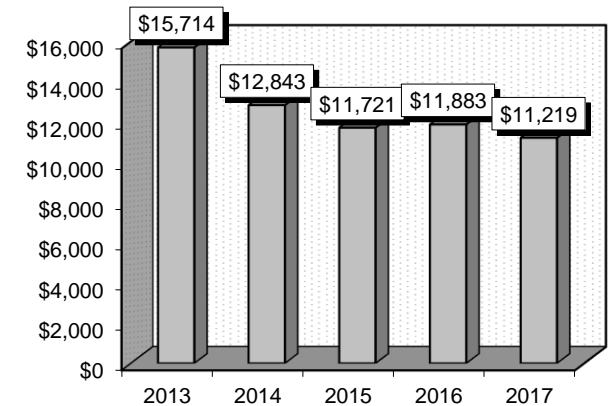
Patient Discharges (Cases)



Average Length of Stay (Avg LOS)



Average Billed Charges (Avg Bill)



County / Hospital	2013			2014			2015			2016			2017		
	Cases	Avg LOS	Avg Bill	Cases	Avg LOS	Avg Bill	Cases	Avg LOS	Avg Bill	Cases	Avg LOS	Avg Bill	Cases	Avg LOS	Avg Bill
<b>Clark</b>															
AMG Specialty Hospital - Las Vegas	0	0.00	\$0	0	0.00	\$0	0	0.00	\$0	0	0.00	\$0	0	0.00	\$0
Complex Care - Tenaya Desert Parkway Behavioral	0	0.00	\$0	0	0.00	\$0	0	0.00	\$0	0	0.00	\$0	0	0.00	\$0
HealthSouth Desert Canyon Rehab	0	0.00	\$0	1,099	9.95	\$15,936	2,412	9.63	\$15,457	2,633	8.81	\$14,177	2,575	8.69	\$13,945
HealthSouth Rehab - Henderson	0	0.00	\$0	0	0.00	\$0	0	0.00	\$0	0	0.00	\$0	0	0.00	\$0
HealthSouth Rehab - Las Vegas	0	0.00	\$0	0	0.00	\$0	0	0.00	\$0	0	0.00	\$0	1	13.00	\$28,935
Horizon Specialty - Las Vegas	0	0.00	\$0	0	0.00	\$0	1	9.00	\$20,753	5	10.80	\$31,889	1	10.00	\$25,191
Kindred-Las Vegas (Flamingo)	0	0.00	\$0	0	0.00	\$0	0	0.00	\$0	0	0.00	\$0	0	0.00	\$0
Kindred-Las Vegas (Sahara)	0	0.00	\$0	0	0.00	\$0	0	0.00	\$0	0	0.00	\$0	0	0.00	\$0
Kindred-Las Vegas (St Rose De Lima)	0	0.00	\$0	0	0.00	\$0	0	0.00	\$0	0	0.00	\$0	0	0.00	\$0
Montevista	2,224	9.84	\$13,837	2,071	10.20	\$13,166	2,868	11.24	\$11,591	2,692	12.57	\$12,133	4,677	10.25	\$9,611
Progressive	0	0.00	\$0	0	0.00	\$0	0	0.00	\$0	0	0.00	\$0	0	0.00	\$0
Red Rock Behavioral Health	445	11.69	\$16,032	374	14.20	\$14,848	394	12.61	\$16,058	218	15.71	\$17,050	0	0.00	\$0
Seven Hills Behavioral	1,619	7.59	\$10,793	2,463	7.76	\$10,836	4,022	6.54	\$9,152	5,163	6.46	\$9,054	4,936	6.60	\$9,234
Spring Mountain Sahara	216	12.92	\$19,713	242	10.90	\$16,442	332	11.21	\$19,725	562	9.77	\$19,407	630	10.22	\$20,008
Spring Mountain Treatment	889	8.80	\$13,285	890	8.62	\$13,078	2,145	7.28	\$13,309	3,662	6.74	\$13,601	4,823	6.03	\$12,078
<b>Total</b>	<b>5,393</b>	<b>9.27</b>	<b>\$13,249</b>	<b>7,140</b>	<b>9.35</b>	<b>\$12,977</b>	<b>12,174</b>	<b>8.72</b>	<b>\$12,221</b>	<b>14,935</b>	<b>8.31</b>	<b>\$12,141</b>	<b>17,643</b>	<b>7.85</b>	<b>\$11,186</b>
<b>Washoe</b>															
Carson Tahoe															
Continuing Care	0	0.00	\$0	0	0.00	\$0	0	0.00	\$0	0	0.00	\$0	0	0.00	\$0
Renown Rehab	0	0.00	\$0	0	0.00	\$0	0	0.00	\$0	0	0.00	\$0	0	0.00	\$0
Tahoe Pacific - Meadows	0	0.00	\$0	0	0.00	\$0	0	0.00	\$0	0	0.00	\$0	0	0.00	\$0
Tahoe Pacific - North	0	0.00	\$0	0	0.00	\$0	0	0.00	\$0	0	0.00	\$0	0	0.00	\$0
West Hills	1,909	7.32	\$10,950	2,254	6.43	\$9,799	2,691	6.06	\$9,142	2,212	6.49	\$9,755	2,340	6.66	\$11,087
Willow Springs	373	85.84	\$75,752	339	30.25	\$30,248	337	14.24	\$14,243	314	14.63	\$14,631	345	13.81	\$13,809
<b>Total</b>	<b>2,282</b>	<b>20.15</b>	<b>\$21,542</b>	<b>2,593</b>	<b>9.54</b>	<b>\$12,473</b>	<b>3,028</b>	<b>6.97</b>	<b>\$9,709</b>	<b>2,526</b>	<b>7.50</b>	<b>\$10,361</b>	<b>2,685</b>	<b>7.58</b>	<b>\$11,436</b>
<b>All Counties</b>	<b>7,675</b>	<b>12.51</b>	<b>\$15,714</b>	<b>9,733</b>	<b>9.40</b>	<b>\$12,843</b>	<b>15,202</b>	<b>8.37</b>	<b>\$11,721</b>	<b>17,461</b>	<b>8.19</b>	<b>\$11,883</b>	<b>20,328</b>	<b>7.81</b>	<b>\$11,219</b>

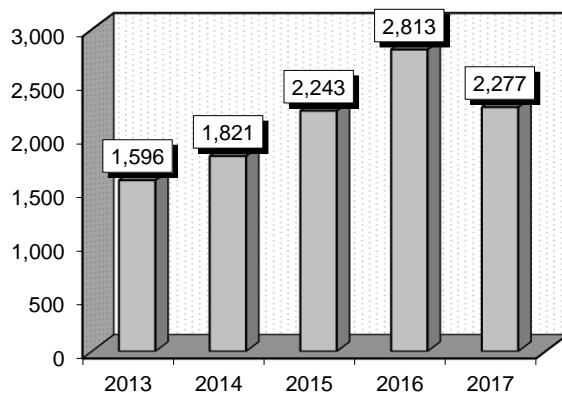
### Alcohol/Drug Abuse Or Dependence (894-897)

**Diagnoses:** that frequently accompanied Alcohol/Drug Abuse Or Dependence were: 1) Opioid type dependence, unspecified (30400), 2) Alcohol withdrawal (29181), 3) Insomnia, unspecified (78052), 4) Opioid type dependence, continuous (30401), 5) Other malaise and fatigue (78079), 6) Tobacco use disorder (3051), 7) Drug withdrawal (2920), 8) Major depressive affective disorder, single episode, unspecified (29620).

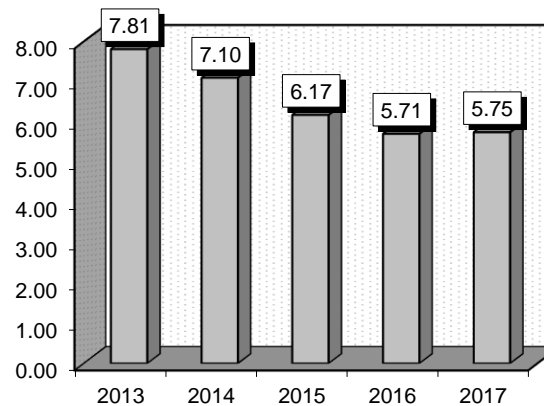
**Definitions:** **Opioid:** A drug that has narcotic effects similar to opium (*Papaver somniferum*) but is not derived from it. **Insomnia:** A sleep disorder that is characterized by difficulty falling and/or staying asleep. **Malaise:** A condition of general bodily weakness or discomfort, often marking the onset of a disease. **Fatigue:** Physical and/or mental exhaustion that can be triggered by stress, medication, overwork, or mental and physical illness or disease. **Tobacco:** Herb of South American origin, *Nicotiana tabacum*, which has large ovate to lanceolate leaves; leaves contain 2-8% nicotine and are source of smoking tobacco, chewing tobacco, and snuff. **Major depressive affective disorder, single episode:** A state of depression with all the classic symptoms (anhedonia and lethargy and sleep disturbance and despondency and morbid thoughts and feelings of worthlessness and sometimes attempted suicide) but with no known organic dysfunction.

	2013			2014			2015			2016			2017		
Gender	Cases	Avg LOS	Avg Bill	Cases	Avg LOS	Avg Bill	Cases	Avg LOS	Avg Bill	Cases	Avg LOS	Avg Bill	Cases	Avg LOS	Avg Bill
Male	1,000	7.94	\$10,595	1,138	7.08	\$9,650	1,346	6.09	\$8,633	1,817	5.70	\$8,491	1,461	5.95	\$8,863
Female	596	7.59	\$10,527	683	7.14	\$9,544	897	6.30	\$8,789	996	5.72	\$8,423	816	5.37	\$8,331
Age Group	Cases	Avg LOS	Avg Bill	Cases	Avg LOS	Avg Bill	Cases	Avg LOS	Avg Bill	Cases	Avg LOS	Avg Bill	Cases	Avg LOS	Avg Bill
0-17	26	5.73	\$8,715	20	9.30	\$10,391	12	4.92	\$7,725	20	7.65	\$10,439	11	4.55	\$7,573
18-35	594	7.44	\$10,180	672	6.50	\$9,037	924	5.42	\$7,943	1,189	4.93	\$7,997	951	5.31	\$8,195
36-49	456	7.40	\$9,838	509	6.97	\$9,316	578	6.14	\$8,265	710	5.27	\$7,879	612	5.88	\$8,790
50-64	415	8.49	\$11,575	476	7.60	\$10,307	582	6.81	\$9,716	721	6.69	\$9,320	548	5.91	\$8,565
65+	105	9.47	\$12,436	144	8.40	\$10,915	147	8.63	\$11,150	173	8.54	\$10,327	155	7.34	\$11,594
Total	1,596	7.81	\$10,569	1,821	7.10	\$9,610	2,243	6.17	\$8,695	2,813	5.71	\$8,467	2,277	5.75	\$8,672

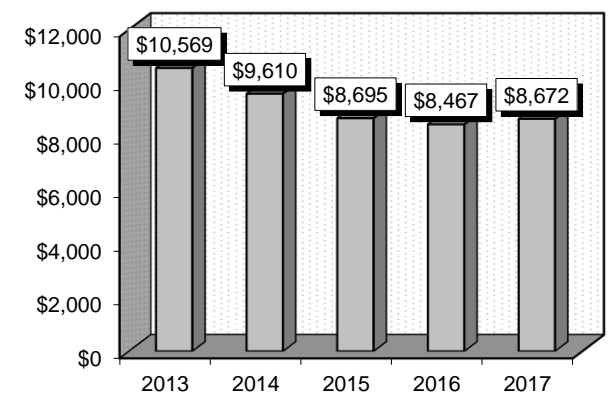
Patient Discharges (Cases)



Average Length of Stay (Avg LOS)



Average Billed Charges (Avg Bill)



County / Hospital	2013			2014			2015			2016			2017		
	Cases	Avg LOS	Avg Bill	Cases	Avg LOS	Avg Bill	Cases	Avg LOS	Avg Bill	Cases	Avg LOS	Avg Bill	Cases	Avg LOS	Avg Bill
<b>Clark</b>															
AMG Specialty Hospital - Las Vegas	0	0.00	\$0	0	0.00	\$0	0	0.00	\$0	0	0.00	\$0	0	0.00	\$0
Complex Care - Tenaya Desert Parkway Behavioral	0	0.00	\$0	0	0.00	\$0	0	0.00	\$0	0	0.00	\$0	0	0.00	\$0
HealthSouth Desert Canyon Rehab	0	0.00	\$0	76	10.50	\$16,824	174	7.34	\$11,801	343	5.90	\$9,588	262	8.37	\$13,449
HealthSouth Rehab - Henderson	0	0.00	\$0	0	0.00	\$0	0	0.00	\$0	0	0.00	\$0	0	0.00	\$0
HealthSouth Rehab - Las Vegas	0	0.00	\$0	0	0.00	\$0	0	0.00	\$0	0	0.00	\$0	2	11.00	\$25,035
Horizon Specialty - Las Vegas	0	0.00	\$0	0	0.00	\$0	0	0.00	\$0	0	0.00	\$0	1	15.00	\$40,689
Kindred-Las Vegas (Flamingo)	0	0.00	\$0	0	0.00	\$0	0	0.00	\$0	0	0.00	\$0	1	17.00	\$23,119
Kindred-Las Vegas (Sahara)	0	0.00	\$0	0	0.00	\$0	0	0.00	\$0	0	0.00	\$0	0	0.00	\$0
Kindred-Las Vegas (St Rose De Lima)	0	0.00	\$0	0	0.00	\$0	0	0.00	\$0	0	0.00	\$0	0	0.00	\$0
Montevista	526	9.53	\$12,396	526	9.40	\$11,764	692	7.42	\$9,367	759	7.75	\$9,614	702	6.58	\$9,072
Progressive	0	0.00	\$0	0	0.00	\$0	0	0.00	\$0	0	0.00	\$0	0	0.00	\$0
Red Rock Behavioral Health	1	3.00	\$4,500	0	0.00	\$0	0	0.00	\$0	0	0.00	\$0	0	0.00	\$0
Seven Hills Behavioral	613	7.79	\$10,359	752	6.18	\$8,288	714	5.92	\$8,026	554	4.88	\$6,766	572	5.33	\$7,334
Spring Mountain Sahara	10	6.70	\$10,050	9	3.89	\$5,833	17	5.88	\$11,000	21	5.81	\$11,619	21	6.24	\$12,476
Spring Mountain Treatment	77	5.55	\$8,208	64	4.41	\$6,594	180	5.08	\$9,742	514	4.92	\$9,918	200	4.39	\$8,794
<b>Total</b>	<b>1,227</b>	<b>8.38</b>	<b>\$11,090</b>	<b>1,427</b>	<b>7.50</b>	<b>\$9,932</b>	<b>1,777</b>	<b>6.56</b>	<b>\$9,120</b>	<b>2,191</b>	<b>6.05</b>	<b>\$8,980</b>	<b>1,761</b>	<b>6.20</b>	<b>\$9,212</b>
<b>Washoe</b>															
Carson Tahoe															
Continuing Care	0	0.00	\$0	0	0.00	\$0	0	0.00	\$0	0	0.00	\$0	0	0.00	\$0
Renown Rehab	0	0.00	\$0	0	0.00	\$0	0	0.00	\$0	0	0.00	\$0	0	0.00	\$0
Tahoe Pacific - Meadows	0	0.00	\$0	0	0.00	\$0	0	0.00	\$0	0	0.00	\$0	0	0.00	\$0
Tahoe Pacific - North	0	0.00	\$0	1	10.00	\$39,960	0	0.00	\$0	0	0.00	\$0	0	0.00	\$0
West Hills	369	5.90	\$8,838	391	5.46	\$8,210	465	4.72	\$7,083	614	4.40	\$6,598	515	4.18	\$6,838
Willow Springs	0	0.00	\$0	2	38.50	\$38,500	1	4.00	\$4,000	8	11.25	\$11,250	1	4.00	\$4,000
<b>Total</b>	<b>369</b>	<b>5.90</b>	<b>\$8,838</b>	<b>394</b>	<b>5.64</b>	<b>\$8,444</b>	<b>466</b>	<b>4.72</b>	<b>\$7,076</b>	<b>622</b>	<b>4.48</b>	<b>\$6,658</b>	<b>516</b>	<b>4.18</b>	<b>\$6,833</b>
<b>All Counties</b>	<b>1,596</b>	<b>7.81</b>	<b>\$10,569</b>	<b>1,821</b>	<b>7.10</b>	<b>\$9,610</b>	<b>2,243</b>	<b>6.17</b>	<b>\$8,695</b>	<b>2,813</b>	<b>5.71</b>	<b>\$8,467</b>	<b>2,277</b>	<b>5.75</b>	<b>\$8,672</b>

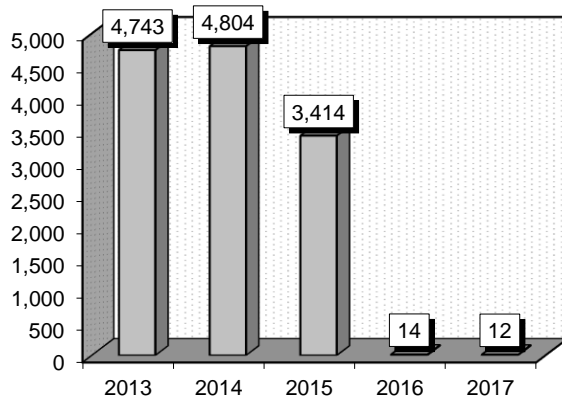
## Rehabilitation With Complications (945)

**Diagnoses:** that frequently accompanied Rehabilitation With Complications were: 1) Atrial fibrillation (42731), 2) Chronic airway obstruction, not elsewhere classified (496), 3) Hyposmolality and/or hyponatremia (2761), 4) Esophageal reflux (53081), 5) Acute posthemorrhagic anemia (2851), 6) Depressive disorder, not elsewhere classified (311), 7) Coronary atherosclerosis of unspecified type of vessel, native or graft (41400), 8) Coronary atherosclerosis of native coronary artery (41401).

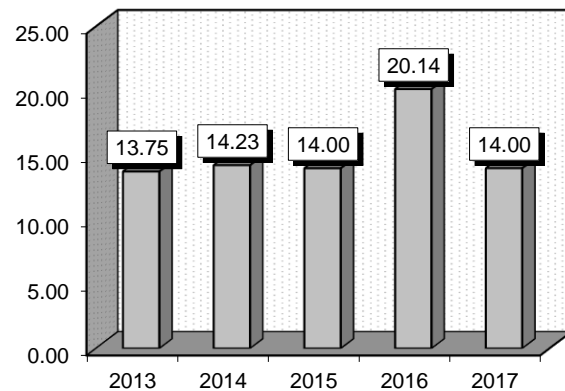
**Definitions:** **Atrial fibrillation:** An irregular and often very fast heart rate. The heart's two upper chambers (the atria) beat chaotically and irregularly - out of coordination with the two lower chambers (the ventricles) of the heart. **Chronic airway obstruction:** A type of pulmonary disorder, such as emphysema or chronic bronchitis, in which the upper or lower airway is chronically obstructed. **Hyposmolality:** The condition especially of a bodily fluid of having abnormally low osmolality. **Osmolality:** The concentration of a solution expressed as the total number of solute particles per kilogram. **Hyponatremia:** A deficiency of sodium in the blood. **Esophageal reflux:** Regurgitation of the contents of the stomach into the esophagus. **Reflux:** Backward flow of a substance. **Acute posthemorrhagic anemia:** A condition in which a person quickly loses a large volume of circulating hemoglobin. **Depressive disorder:** Any of a number of conditions characterized by one or more depressive episodes - major DD, depressed mood - dysthymic disorder and adjustment disorder with depressed mood, and those that do not fit the criteria of other conditions, aka, DD not otherwise specified. **Coronary atherosclerosis:** A hardening of the arteries, occurs when the normal lining of the arteries deteriorates, the walls of arteries thicken, and deposits of fat and plaque build up, causing narrowing (or even blockage) of the arteries.

	2013			2014			2015			2016			2017		
Gender	Cases	Avg LOS	Avg Bill	Cases	Avg LOS	Avg Bill	Cases	Avg LOS	Avg Bill	Cases	Avg LOS	Avg Bill	Cases	Avg LOS	Avg Bill
Male	2,061	14.24	\$40,469	2,130	14.44	\$40,263	1,519	13.79	\$39,997	9	20.67	\$36,651	9	15.67	\$26,222
Female	2,682	13.37	\$36,308	2,674	14.07	\$37,897	1,895	14.17	\$38,570	5	19.20	\$41,112	3	9.00	\$14,924
Age Group	Cases	Avg LOS	Avg Bill	Cases	Avg LOS	Avg Bill	Cases	Avg LOS	Avg Bill	Cases	Avg LOS	Avg Bill	Cases	Avg LOS	Avg Bill
0-17	10	25.60	\$50,923	6	21.00	\$45,287	2	26.50	\$61,277	0	0.00	\$0	0	0.00	\$0
18-35	128	16.55	\$46,920	119	15.93	\$45,386	85	16.93	\$51,273	0	0.00	\$0	0	0.00	\$0
36-49	232	13.79	\$39,922	261	14.92	\$41,038	187	16.34	\$46,363	1	13.00	\$19,870	3	12.00	\$18,428
50-64	866	13.02	\$36,632	955	14.74	\$40,901	654	14.36	\$41,135	3	42.67	\$77,730	3	10.33	\$21,576
65+	3,507	13.79	\$38,005	3,463	13.97	\$38,017	2,486	13.62	\$37,728	10	14.10	\$28,236	6	16.83	\$26,793
Total	4,743	13.75	\$38,116	4,804	14.23	\$38,946	3,414	14.00	\$39,205	14	20.14	\$38,244	12	14.00	\$23,398

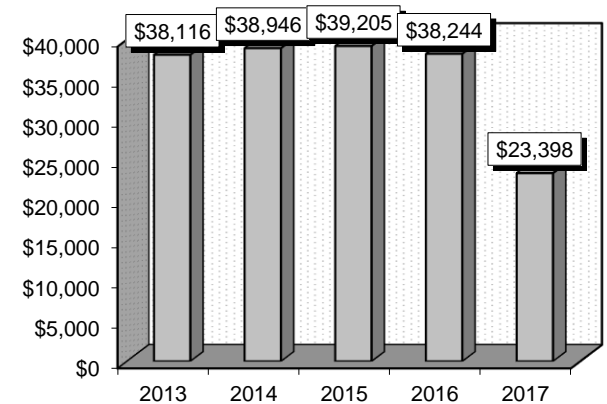
**Patient Discharges (Cases)**



**Average Length of Stay (Avg LOS)**



**Average Billed Charges (Avg Bill)**



County / Hospital	2013			2014			2015			2016			2017		
	Cases	Avg LOS	Avg Bill	Cases	Avg LOS	Avg Bill	Cases	Avg LOS	Avg Bill	Cases	Avg LOS	Avg Bill	Cases	Avg LOS	Avg Bill
<b>Clark</b>															
AMG Specialty Hospital - Las Vegas	0	0.00	\$0	0	0.00	\$0	0	0.00	\$0	0	0.00	\$0	0	0.00	\$0
Complex Care - Tenaya Desert Parkway Behavioral	5	21.60	\$62,976	16	19.94	\$71,089	0	0.00	\$0	0	0.00	\$0	0	0.00	\$0
HealthSouth Desert Canyon Rehab	0	0.00	\$0	0	0.00	\$0	0	0.00	\$0	0	0.00	\$0	0	0.00	\$0
HealthSouth Rehab - Henderson	1,089	12.58	\$30,152	1,076	13.01	\$30,191	691	12.68	\$31,131	0	0.00	\$0	0	0.00	\$0
HealthSouth Rehab - Las Vegas	1,420	14.94	\$35,148	1,462	15.16	\$35,160	1,152	14.20	\$33,708	0	0.00	\$0	0	0.00	\$0
Horizon Specialty - Las Vegas	1,362	12.51	\$33,511	1,435	13.57	\$36,860	1,008	13.54	\$35,640	0	0.00	\$0	0	0.00	\$0
Kindred-Las Vegas (Flamingo)	0	0.00	\$0	0	0.00	\$0	3	27.33	\$43,046	14	20.14	\$38,244	12	14.00	\$23,398
Kindred-Las Vegas (Sahara)	8	31.25	\$159,260	6	21.00	\$92,157	1	12.00	\$67,844	0	0.00	\$0	0	0.00	\$0
Kindred-Las Vegas (St Rose De Lima)	0	0.00	\$0	5	21.60	\$96,472	0	0.00	\$0	0	0.00	\$0	0	0.00	\$0
Montevista	1	9.00	\$39,384	0	0.00	\$0	0	0.00	\$0	0	0.00	\$0	0	0.00	\$0
Progressive	0	0.00	\$0	0	0.00	\$0	0	0.00	\$0	0	0.00	\$0	0	0.00	\$0
Red Rock Behavioral Health	0	0.00	\$0	0	0.00	\$0	0	0.00	\$0	0	0.00	\$0	0	0.00	\$0
Seven Hills Behavioral	0	0.00	\$0	0	0.00	\$0	0	0.00	\$0	0	0.00	\$0	0	0.00	\$0
Spring Mountain Sahara	0	0.00	\$0	0	0.00	\$0	0	0.00	\$0	0	0.00	\$0	0	0.00	\$0
Spring Mountain Treatment	0	0.00	\$0	0	0.00	\$0	0	0.00	\$0	0	0.00	\$0	0	0.00	\$0
<b>Total</b>	<b>3,885</b>	<b>13.47</b>	<b>\$33,466</b>	<b>4,000</b>	<b>14.05</b>	<b>\$34,739</b>	<b>2,855</b>	<b>13.61</b>	<b>\$33,788</b>	<b>14</b>	<b>20.14</b>	<b>\$38,244</b>	<b>12</b>	<b>14.00</b>	<b>\$23,398</b>
<b>Washoe</b>															
Carson Tahoe Continuing Care	0	0.00	\$0	0	0.00	\$0	0	0.00	\$0	0	0.00	\$0	0	0.00	\$0
Renown Rehab	858	15.02	\$59,172	804	15.14	\$59,876	559	15.99	\$66,870	0	0.00	\$0	0	0.00	\$0
Tahoe Pacific - Meadows	0	0.00	\$0	0	0.00	\$0	0	0.00	\$0	0	0.00	\$0	0	0.00	\$0
Tahoe Pacific - North	0	0.00	\$0	0	0.00	\$0	0	0.00	\$0	0	0.00	\$0	0	0.00	\$0
West Hills	0	0.00	\$0	0	0.00	\$0	0	0.00	\$0	0	0.00	\$0	0	0.00	\$0
Willow Springs	0	0.00	\$0	0	0.00	\$0	0	0.00	\$0	0	0.00	\$0	0	0.00	\$0
<b>Total</b>	<b>858</b>	<b>15.02</b>	<b>\$59,172</b>	<b>804</b>	<b>15.14</b>	<b>\$59,876</b>	<b>559</b>	<b>15.99</b>	<b>\$66,870</b>	<b>0</b>	<b>0.00</b>	<b>\$0</b>	<b>0</b>	<b>0.00</b>	<b>\$0</b>
<b>All Counties</b>	<b>4,743</b>	<b>13.75</b>	<b>\$38,116</b>	<b>4,804</b>	<b>14.23</b>	<b>\$38,946</b>	<b>3,414</b>	<b>14.00</b>	<b>\$39,205</b>	<b>14</b>	<b>20.14</b>	<b>\$38,244</b>	<b>12</b>	<b>14.00</b>	<b>\$23,398</b>



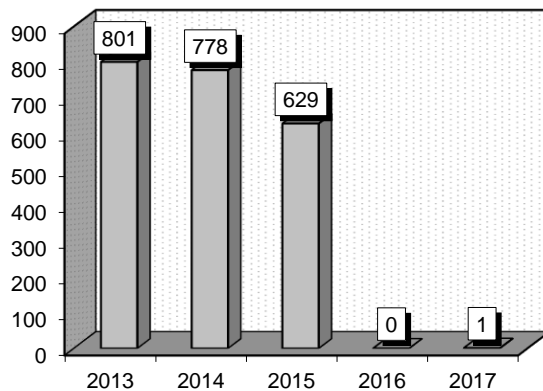
### Rehabilitation Without Complications (946)

**Diagnoses:** that frequently accompanied Rehabilitation Without Complications were: 1) Unspecified essential hypertension (4019), 2) Debility, unspecified (7993), 3) Anemia, unspecified (2859), 4) Other and unspecified hyperlipidemia (2724), 5) Abnormality of gait (7812), 6) Other myopathies (35989), 7) Unspecified acquired hypothyroidism (2449), 8) Diabetes mellitus without mention of complication, type II or unspecified type, not stated as uncontrolled (25000).

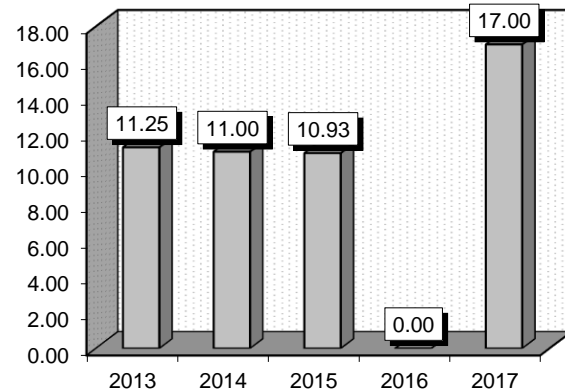
**Definitions:** **Hypertension:** High blood pressure. **Debility:** The state of being weak or feeble; infirmity. **Anemia:** A condition marked by a deficiency of red blood cells or of hemoglobin in the blood, resulting in pallor and weariness; diminishes the capacity of the blood to carry oxygen. **Hyperlipidemia:** An abnormally high concentration of fats or lipids in the blood. **Gait:** A manner of walking or moving on foot. **Myopathy:** Any abnormal condition or disease of the muscular tissues; commonly designates a disorder involving skeletal muscle. **Hypothyroidism:** Diminished production of thyroid hormone, leading to clinical manifestations of thyroid insufficiency, including low metabolic rate, tendency to gain weight, somnolence, and sometimes myxedema. **Diabetes mellitus:** A condition in which the pancreas no longer produces enough insulin or cells stop responding to the insulin that is produced, so that glucose in the blood cannot be absorbed into the cells of the body.

	2013			2014			2015			2016			2017		
Gender	Cases	Avg LOS	Avg Bill	Cases	Avg LOS	Avg Bill	Cases	Avg LOS	Avg Bill	Cases	Avg LOS	Avg Bill	Cases	Avg LOS	Avg Bill
Male	318	11.16	\$27,255	331	10.65	\$26,384	274	10.74	\$25,182	0	0.00	\$0	0	0.00	\$0
Female	483	11.31	\$26,598	447	11.26	\$26,935	355	11.07	\$25,419	0	0.00	\$0	1	17.00	\$34,937
Age Group	Cases	Avg LOS	Avg Bill	Cases	Avg LOS	Avg Bill	Cases	Avg LOS	Avg Bill	Cases	Avg LOS	Avg Bill	Cases	Avg LOS	Avg Bill
0-17	2	16.00	\$29,174	1	18.00	\$41,728	0	0.00	\$0	0	0.00	\$0	0	0.00	\$0
18-35	32	10.00	\$26,584	19	8.79	\$21,035	20	13.65	\$29,368	0	0.00	\$0	0	0.00	\$0
36-49	45	9.78	\$23,244	37	10.08	\$24,661	43	10.44	\$25,670	0	0.00	\$0	0	0.00	\$0
50-64	159	10.96	\$25,931	148	9.89	\$24,136	127	10.26	\$23,732	0	0.00	\$0	0	0.00	\$0
65+	563	11.50	\$27,417	573	11.41	\$27,656	439	11.04	\$25,554	0	0.00	\$0	1	17.00	\$34,937
Total	801	11.25	\$26,859	778	11.00	\$26,701	629	10.93	\$25,316	0	0.00	\$0	1	17.00	\$34,937

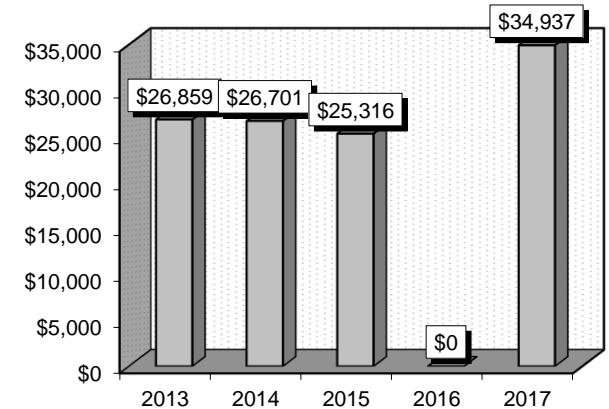
Patient Discharges (Cases)



Average Length of Stay (Avg LOS)



Average Billed Charges (Avg Bill)



County / Hospital	2013			2014			2015			2016			2017		
	Cases	Avg LOS	Avg Bill	Cases	Avg LOS	Avg Bill	Cases	Avg LOS	Avg Bill	Cases	Avg LOS	Avg Bill	Cases	Avg LOS	Avg Bill
<b>Clark</b>															
AMG Specialty Hospital - Las Vegas	0	0.00	\$0	0	0.00	\$0	0	0.00	\$0	0	0.00	\$0	0	0.00	\$0
Complex Care - Tenaya Desert Parkway Behavioral	0	0.00	\$0	0	0.00	\$0	0	0.00	\$0	0	0.00	\$0	0	0.00	\$0
HealthSouth Desert Canyon Rehab	166	10.80	\$23,493	209	10.49	\$22,498	204	10.61	\$23,673	0	0.00	\$0	0	0.00	\$0
HealthSouth Rehab - Henderson	254	13.31	\$28,088	230	11.73	\$24,350	157	11.87	\$24,837	0	0.00	\$0	0	0.00	\$0
HealthSouth Rehab - Las Vegas	277	9.85	\$23,728	245	10.30	\$25,314	235	10.45	\$24,132	0	0.00	\$0	0	0.00	\$0
Horizon Specialty - Las Vegas	1	13.00	\$17,318	0	0.00	\$0	0	0.00	\$0	0	0.00	\$0	1	17.00	\$34,937
Kindred-Las Vegas (Flamingo)	0	0.00	\$0	1	9.00	\$30,967	0	0.00	\$0	0	0.00	\$0	0	0.00	\$0
Kindred-Las Vegas (Sahara)	0	0.00	\$0	1	5.00	\$15,264	0	0.00	\$0	0	0.00	\$0	0	0.00	\$0
Kindred-Las Vegas (St Rose De Lima)	0	0.00	\$0	0	0.00	\$0	0	0.00	\$0	0	0.00	\$0	0	0.00	\$0
Montevista	0	0.00	\$0	0	0.00	\$0	0	0.00	\$0	0	0.00	\$0	0	0.00	\$0
Progressive	0	0.00	\$0	0	0.00	\$0	0	0.00	\$0	0	0.00	\$0	0	0.00	\$0
Red Rock Behavioral Health	0	0.00	\$0	0	0.00	\$0	0	0.00	\$0	0	0.00	\$0	0	0.00	\$0
Seven Hills Behavioral	0	0.00	\$0	0	0.00	\$0	0	0.00	\$0	0	0.00	\$0	0	0.00	\$0
Spring Mountain Sahara	0	0.00	\$0	0	0.00	\$0	0	0.00	\$0	0	0.00	\$0	0	0.00	\$0
Spring Mountain Treatment	0	0.00	\$0	0	0.00	\$0	0	0.00	\$0	0	0.00	\$0	0	0.00	\$0
<b>Total</b>	<b>698</b>	<b>11.34</b>	<b>\$25,249</b>	<b>686</b>	<b>10.83</b>	<b>\$24,127</b>	<b>596</b>	<b>10.88</b>	<b>\$24,161</b>	<b>0</b>	<b>0.00</b>	<b>\$0</b>	<b>1</b>	<b>17.00</b>	<b>\$34,937</b>
<b>Washoe</b>															
Carson Tahoe Continuing Care	0	0.00	\$0	0	0.00	\$0	0	0.00	\$0	0	0.00	\$0	0	0.00	\$0
Renown Rehab	103	10.63	\$37,766	92	12.28	\$45,892	33	11.73	\$46,169	0	0.00	\$0	0	0.00	\$0
Tahoe Pacific - Meadows	0	0.00	\$0	0	0.00	\$0	0	0.00	\$0	0	0.00	\$0	0	0.00	\$0
Tahoe Pacific - North	0	0.00	\$0	0	0.00	\$0	0	0.00	\$0	0	0.00	\$0	0	0.00	\$0
West Hills	0	0.00	\$0	0	0.00	\$0	0	0.00	\$0	0	0.00	\$0	0	0.00	\$0
Willow Springs	0	0.00	\$0	0	0.00	\$0	0	0.00	\$0	0	0.00	\$0	0	0.00	\$0
<b>Total</b>	<b>103</b>	<b>10.63</b>	<b>\$37,766</b>	<b>92</b>	<b>12.28</b>	<b>\$45,892</b>	<b>33</b>	<b>11.73</b>	<b>\$46,169</b>	<b>0</b>	<b>0.00</b>	<b>\$0</b>	<b>0</b>	<b>0.00</b>	<b>\$0</b>
<b>All Counties</b>	<b>801</b>	<b>11.25</b>	<b>\$26,859</b>	<b>778</b>	<b>11.00</b>	<b>\$26,701</b>	<b>629</b>	<b>10.93</b>	<b>\$25,316</b>	<b>0</b>	<b>0.00</b>	<b>\$0</b>	<b>1</b>	<b>17.00</b>	<b>\$34,937</b>

